

Business Communication Today

Thirteenth Edition

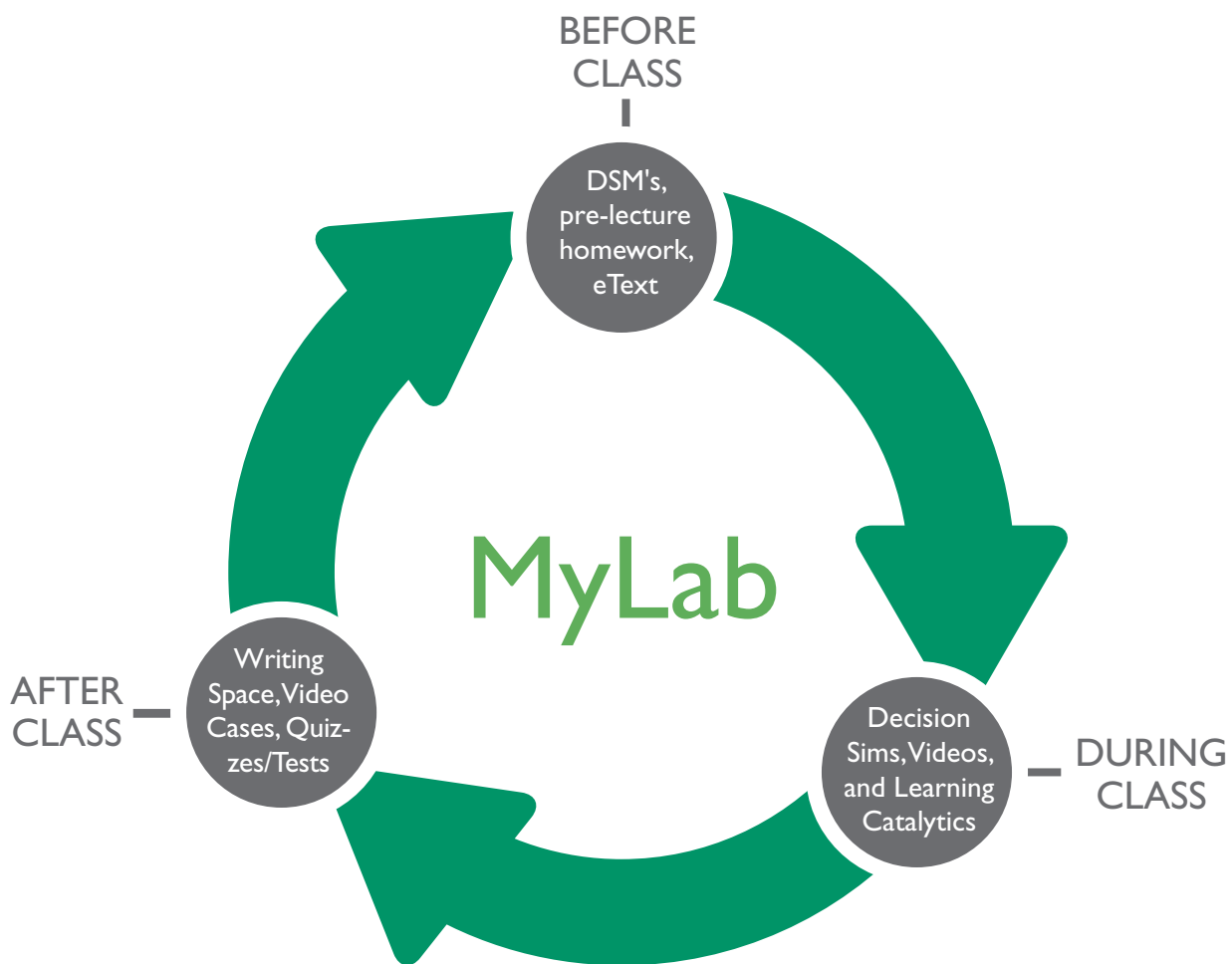


Courtland L. Bovée
John V. Thill

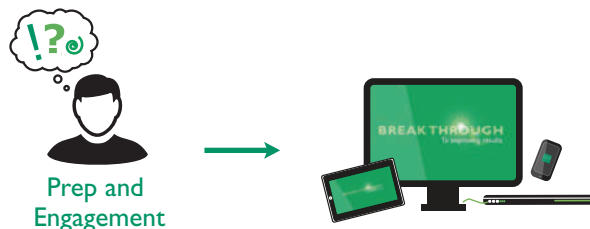
This page is intentionally left blank.

Full-Circle Learning

MyLab™: Learning Full Circle for Marketing, Management, Business Communication, Intro to Business, and MIS

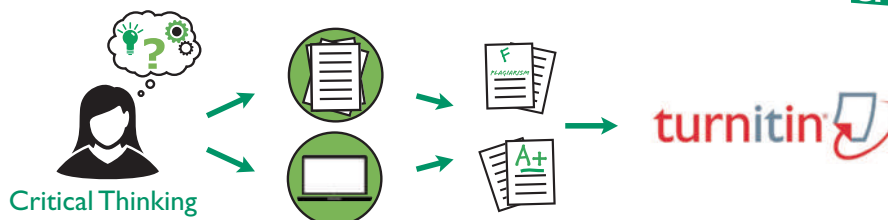
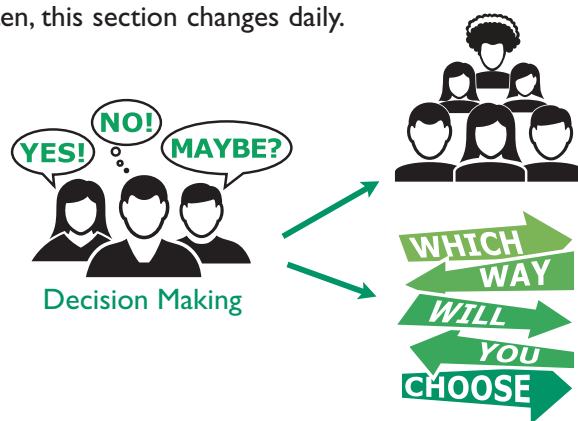


MyBCommLab[®]: Improves Student Engagement Before, During, and After Class



- **Video exercises** – engaging videos that bring business concepts to life and explore business topics related to the theory students are learning in class. Quizzes then assess students’ comprehension of the concepts covered in each video.
- **Learning Catalytics** – a “bring your own device” student engagement, assessment, and classroom intelligence system helps instructors analyze students’ critical-thinking skills during lecture.
- **Dynamic Study Modules (DSMs)** – through adaptive learning, students get personalized guidance where and when they need it most, creating greater engagement, improving knowledge retention, and supporting subject-matter mastery. Also available on mobile devices.
- **Business Today** – bring current events alive in your classroom with videos, discussion questions, and author blogs. Be sure to check back often, this section changes daily.

- **Decision-making simulations** – place your students in the role of a key decision maker. The simulation will change and branch based on the decisions students make, providing a variation of scenario paths. Upon completion of each simulation, students receive a grade, as well as a detailed report of the choices they made during the simulation and the associated consequences of those decisions.



- **Writing Space** – better writers make great learners—who perform better in their courses. Providing a single location to develop and assess concept mastery and critical thinking, the Writing Space offers automatic graded, assisted graded, and create your own writing assignments, allowing you to exchange personalized feedback with students quickly and easily.

Writing Space can also check students’ work for improper citation or plagiarism by comparing it against the world’s most accurate text comparison database available from **Turnitin**.

- **Additional Features** – included with the MyLab are a powerful homework and test manager, robust gradebook tracking, comprehensive online course content, and easily scalable and shareable content.

<http://www.pearsonmylabandmastering.com>

Today's students are holding the future of business communication in their hands

As another disruptive technology redefines business communication, Bovée and Thill are once again the first to respond with current, comprehensive, and fully integrated coverage.

Just as Bovée and Thill pioneered coverage of the social media revolution, they now lead the market with up-to-the-minute coverage of mobile business communication.

“Mobile is the most disruptive technology that I have seen in 48 years in Silicon Valley.”¹

—Venture capitalist
Joe Schoendorf

The mobile revolution: key facts and figures

Smart business leaders know they must adapt and respond to the rise of mobile usage by consumers and employees.²

- For millions of people, a mobile device is their primary way, if not their only way, to access the Internet.
- Globally, 80 percent of Internet users access the web at least some of the time with a mobile device.
- Mobile has become the primary communication tool for many business professionals, including a majority of executives under age 40.
- Email and web browsing rank first and second in terms of the most common nonvoice uses of smartphones.
- More email messages are now opened on mobile devices than on PCs.
- Roughly half of U.S. consumers use a mobile device exclusively for their online search needs.
- Many online activities that eventually migrate to a PC screen start out on a mobile screen.


REAL-TIME UPDATES
LEARN MORE BY VISITING THIS WEBSITE

The mobile revolution by the numbers

Explore dozens of statistical measures that show the impact of mobile communication. Go to <http://real-timeupdates.com/bct13>. Under “Students,” click on “Learn More.”

Bovée and Thill's coverage of mobile business communication includes these important topics:

- *The Mobile Revolution*
- *The Rise of Mobile as a Communication Platform*
- *How Mobile Technologies Are Changing Business Communication*
- *Collaboration via Mobile Devices*
- *Business Etiquette Using Mobile Devices*
- *The Unique Challenges of Communication on Mobile Devices*
- *Writing Messages for Mobile Devices*
- *Designing Messages for Mobile Devices*
- *Optimizing Content for Mobile Devices*
- *Visual Media on Mobile Devices*
- *Creating Promotional Messages for Mobile Devices*
- *Integrating Mobile Devices in Presentations*



Integrated coverage and student activities

As with social media, the changes brought about by mobile run far deeper than the technology itself. Successful communication on mobile devices requires a new approach to planning, writing, and designing messages.

With in-depth, integrated coverage of the challenges and opportunities that mobile presents, *Business Communication Today*, 13th Edition, helps students adapt their personal use of mobile devices to the unique demands of business communication. Through a variety of annotated model messages, questions, activities, and cases, students will gain valuable skills in the art of communicating via mobile devices.

EMAIL SKILLS/MOBILE SKILLS

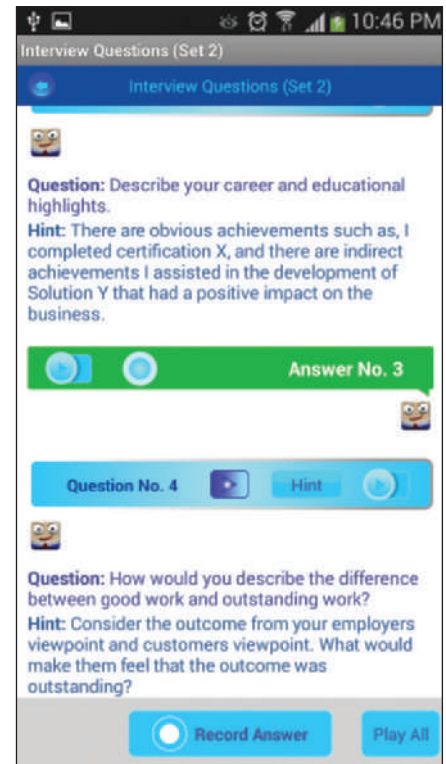
7-36. Media Skills: Email [LO-4] The size limitations of smartphone screens call for a different approach to writing (see page 138) and formatting (see page 162) documents.

Your task: On the web you, find a news release (see releases) that announces the or any other writing app at material in a way that would

BLOGGING SKILLS/MOBILE SKILLS

8-27. Media Skills: Blogging; Compositional Modes: Tutorials; Mobile Skills [LO-6] Tumblr has become a popular “short-form” blogging platform by combining the simplicity of Twitter with the ability to share photos and other media easily.

Your task: Write a 300- to 400-word mobile-friendly post for your class blog that explains how to set up an account on Tumblr and get involved in the Tumblr community. The help pages on Tumblr are a good place to get more information about the service.



With realistic examples, pointers to dozens of business communication apps, and a full range of questions and projects, *Business Communication Today* highlights the best current practices in mobile business communication.

MOBILE APPS

Pocket Letter Pro includes templates for a variety of letter types to simplify writing business letters on your mobile device.

DIGITAL+SOCIAL+MOBILE: TODAY'S COMMUNICATION ENVIRONMENT

Job Search Strategies: Maximize Your Mobile

The mobile business communication revolution is changing the way employers recruit new talent and the way job candidates look for opportunities. Many companies have optimized their careers websites for mobile access, and some have even developed mobile apps that offer everything from background information on what it's like to work there to application forms that you can fill out right on your phone.

However, don't be too quick to abandon a job application or an investigation into an employer just because the firm doesn't have a careers app or a mobile-friendly job site. Creating apps and mobile-friendly websites takes time and money, and many employers are still in the process of optimizing their online career materials for mobile devices. In a recent survey, 40 percent of mobile users said they would abandon a nonmobile job application—a distressingly high number in a slow job market. Don't miss a great opportunity just because an employer hasn't caught up to your mobile habits.

In addition to researching companies and applying for openings, integrating a mobile device into your job search strategy can help with networking and staying on top of your active job applications. For instance, some companies don't wait long after extending an offer; if they don't hear from the top candidate in a short amount of time, they'll move on their next choice. By staying plugged in via your mobile device, you won't let any opportunities pass you by.

Think of ways to use your mobile device to enhance your personal brand and your online portfolio. If you want to work in retail, for example, you could take photos of particularly good or particularly bad merchandizing displays and post them with

commentary on your social media accounts. Employers doing background research on you will see these posts and recognize you as a candidate who is invested in his or her career and the industry as a whole. Many of the tools you can use to build your personal brand are available as mobile apps, including blogging platforms, Twitter, Facebook, and LinkedIn.

In addition, dozens of apps are available to help with various aspects of your job search. Résumé-creation apps let you quickly modify your résumé if you come across a good opportunity. Business-card scanning apps make it easy to keep digital copies of business cards, so you'll never lose important contact information. Note-taking apps are a great way to plan for interviews and record your post-interview notes. Use your phone's scheduling capability to make sure you never miss an interviewing or a filing deadline. Polish your interviewing skills with your phone's audio and video recording features or a practice-interview app. If an employer wants to interview you via Cisco Webex or another online meeting system, those apps are available for your phone or tablet as well.

You've been paying a lot for your mobile service—now make that mobile work for you by helping you land a great job.

CAREER APPLICATIONS

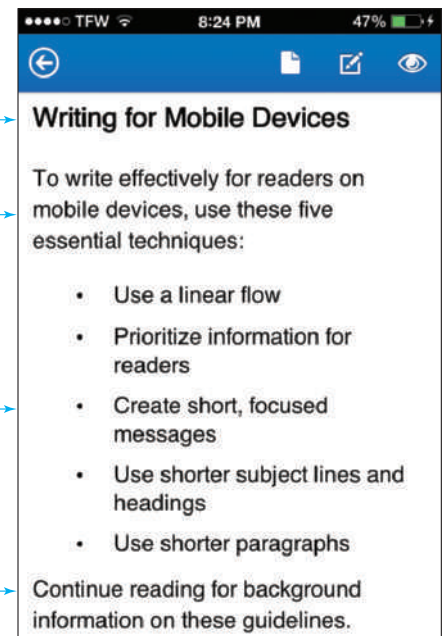
1. Would it be a good idea to present your online portfolio on your smartphone during a job interview? Why or why not?
2. Is it wise for applicants to shun a company that doesn't have a mobile-friendly careers website or a career app? Why or why not?

Optimizing for mobile includes writing short headlines that get right to the point.

This introduction conveys only the information readers need in order to grasp the scope of the article.

All the key points of the documents appear here on the first screen.

Readers who want more detail can swipe down for background information on the five points.



1. "The Mobile Revolution Is Just Beginning," press release, Word Economic Forum, 13 September 2013, www.weforum.org.

2. "More Than Nine in 10 Internet Users Will Go Online via Phone," eMarketer, 6 January 2014, www.emarketer.com; Christina "CK" Kerley, *The Mobile Revolution & B2B*, white paper, 2011, www.b2bmobilerevolution.com; Jordie van Rijn, "The Ultimate Mobile Email Statistics Overview," Emailmonday.com, accessed 9 February 2014, www.emailmonday.com; Jessica Lee, "46% of Searchers Now Use Mobile Exclusively to Research [Study]," Search Engine Watch, 1 May 2013, <http://searchenginewatch.com>.

This page is intentionally left blank.

THIRTEENTH
EDITION

Business Communication Today

Courtland L. Bovée

PROFESSOR OF BUSINESS COMMUNICATION
C. ALLEN PAUL DISTINGUISHED CHAIR
GROSSMONT COLLEGE

John V. Thill

CHAIRMAN AND CHIEF EXECUTIVE OFFICER
GLOBAL COMMUNICATION STRATEGIES

PEARSON

Boston Columbus Indianapolis New York San Francisco Amsterdam
Cape Town Dubai London Madrid Milan Munich Paris Montréal Toronto
Delhi Mexico City São Paulo Sydney Hong Kong Seoul Singapore Taipei Tokyo

Vice President, Business Publishing: Donna Battista
Editor-in-Chief: Stephanie Wall
Acquisitions Editor: Nicole Sam
Program Manager Team Lead: Ashley Santora
Program Manager: Denise Vaughn
Editorial Assistant: Kaylee Rotella
Vice President, Product Marketing: Maggie Moylan
Director of Marketing, Digital Services and Products:
Jeanette Koskinas
Executive Product Marketing Manager: Anne
Fahlgren
Field Marketing Manager: Lenny Ann Raper
Senior Strategic Marketing Manager:
Erin Gardner
Project Manager Team Lead: Judy Leale
Project Manager: Nicole Suddeth
Operations Specialist: Carol Melville

Interior and Cover Designer: S4Carlisle Publishing
Services
Cover Image: © denis_pc / Fotolia
VP, Director of Digital Strategy & Assessment:
Paul Gentile
Manager of Learning Applications: Paul Deluca
Digital Editor: Brian Surette
Digital Studio Manager: Diane Lombardo
Digital Studio Project Manager: Robin Lazrus
Digital Studio Project Manager: Alana Coles
Digital Studio Project Manager: Monique Lawrence
Digital Studio Project Manager: Regina DaSilva
Full-Service Project Management and Composition:
Christian Holdener, S4Carlisle Publishing Services
Printer/Binder: Courier/Kendallville
Cover Printer: Courier/Kendallville
Text Font: 10.5/12 Minion

Microsoft and/or its respective suppliers make no representations about the suitability of the information contained in the documents and related graphics published as part of the services for any purpose. All such documents and related graphics are provided “as is” without warranty of any kind. Microsoft and/or its respective suppliers hereby disclaim all warranties and conditions with regard to this information, including all warranties and conditions of merchantability, whether express, implied or statutory, fitness for a particular purpose, title and non-infringement. In no event shall Microsoft and/or its respective suppliers be liable for any special, indirect or consequential damages or any damages whatsoever resulting from loss of use, data or profits, whether in an action of contract, negligence or other tortious action, arising out of or in connection with the use or performance of information available from the services.

The documents and related graphics contained herein could include technical inaccuracies or typographical errors. Changes are periodically added to the information herein. Microsoft and/or its respective suppliers may make improvements and/or changes in the product(s) and/or the program(s) described herein at any time. Partial screen shots may be viewed in full within the software version specified.

Trademarks

Microsoft® windows®, and Microsoft office® are registered trademarks of the Microsoft corporation in the U.S.A. and other countries. This book is not sponsored or endorsed by or affiliated with the Microsoft corporation.

Copyright © 2016, 2014, 2012 by Bovée & Thill, LLC All rights reserved. Manufactured in the United States of America. This publication is protected by Copyright, and permission should be obtained from the publisher prior to any prohibited reproduction, storage in a retrieval system, or transmission in any form or by any means, electronic, mechanical, photocopying, recording, or likewise. For information regarding permissions, request forms and the appropriate contacts within the Pearson Education Global Rights & Permissions department, please visit www.pearsoned.com/permissions/.

Acknowledgments of third-party content appear on the appropriate page within the text, which constitutes an extension of this copyright page.

Unless otherwise indicated herein, any third-party trademarks that may appear in this work are the property of their respective owners and any references to third-party trademarks, logos, or other trade dress are for demonstrative or descriptive purposes only. Such references are not intended to imply any sponsorship, endorsement, authorization, or promotion of Pearson's products by the owners of such marks, or any relationship between the owner and Pearson Education, Inc. or its affiliates, authors, licensees, or distributors.

Library of Congress Cataloging-in-Publication Data

Bovée, Courtland L.

Business communication today / Courtland L. Bovée and John V. Thill. — Thirteenth edition.

pages cm

Includes index.

ISBN 978-0-13-386755-8 — ISBN 0-13-386755-2 1. Business communication—United States—

Case studies. 2. Communication in organizations—United States—Case studies. I. Thill, John V. II. Title.

HF5718.B66 2016

658.4'5—dc23

2014024771

10 9 8 7 6 5 4 3 2 1

PEARSON

ISBN 10: 0-13-386755-2

ISBN 13: 978-0-13-386755-8

Contents in Brief

Preface xvii

Prologue xxxvii

PART 1 Understanding the Foundations of Business Communication 1

- 1** Professional Communication in a Digital, Social, Mobile World 3
- 2** Collaboration, Interpersonal Communication, and Business Etiquette 35
- 3** Communication Challenges in a Diverse, Global Marketplace 63

PART 2 Applying the Three-Step Writing Process 89

- 4** Planning Business Messages 91
- 5** Writing Business Messages 119
- 6** Completing Business Messages 147

PART 3 Digital, Social, and Visual Media 171

- 7** Digital Media 173
- 8** Social Media 197
- 9** Visual Media 221

PART 4 Brief Messages 253

- 10** Writing Routine and Positive Messages 255
- 11** Writing Negative Messages 279
- 12** Writing Persuasive Messages 313

PART 5 Reports and Proposals 341

- 13** Finding, Evaluating, and Processing Information 343
- 14** Planning Reports and Proposals 365
- 15** Writing and Completing Reports and Proposals 391

PART 6 Developing and Delivering Business Presentations 431

- 16** Developing Presentations in a Social Media Environment 433
- 17** Enhancing Presentations with Slides and Other Visuals 459

PART 7 Writing Employment Messages and Interviewing for Jobs 485

- 18** Building Careers and Writing Résumés 487
- 19** Applying and Interviewing for Employment 517

APPENDIX **A** Format and Layout of Business Documents 549

APPENDIX **B** Documentation of Report Sources 565

APPENDIX **C** Correction Symbols 571

Handbook of Grammar, Mechanics, and Usage 575

Brand, Organization, Name, and Website Index 603

Subject Index 607

This page is intentionally left blank.

Contents

Preface xvii
Prologue xxxvii

PART 1 Understanding the Foundations of Business Communication 1

1	Professional Communication in a Digital, Social, Mobile World	3
COMMUNICATION CLOSE-UP AT JetBlue 3		
	Understanding Why Communication Matters	4
	Communication Is Important to Your Career	4
	Communication Is Important to Your Company	5
	What Makes Business Communication Effective?	6
	Communicating as a Professional	6
	Understanding What Employers Expect from You	8
	Communicating in an Organizational Context	8
	Adopting an Audience-Centered Approach	9
	Exploring the Communication Process	10
	The Basic Communication Model	10
	The Social Communication Model	14
	The Mobile Revolution	15
	The Rise of Mobile as a Communication Platform	15
	How Mobile Technologies Are Changing Business Communication	16
	Using Technology to Improve Business Communication	18
	Keeping Technology in Perspective	18
	Guarding against Information Overload	18
	Using Technological Tools Productively	19
	Reconnecting with People	24
	Committing to Ethical and Legal Communication	24
	Distinguishing Ethical Dilemmas from Ethical Lapses	25
	Ensuring Ethical Communication	26
	Ensuring Legal Communication	27
COMMUNICATION CHALLENGES AT JetBlue 28		
	Quick Learning Guide	29
	Test Your Knowledge	31
	Apply Your Knowledge	31
	Practice Your Skills	31
	Expand Your Skills	33
	THE ART OF PROFESSIONALISM Maintaining a Confident, Positive Outlook	8

DIGITAL + SOCIAL + MOBILE: TODAY'S COMMUNICATION ENVIRONMENT It's All Fun and Games—and Effective Business Communication 19

2 Collaboration, Interpersonal Communication, and Business Etiquette **35**

COMMUNICATION CLOSE-UP AT Cemex 35	
	Communicating Effectively in Teams 36
	Advantages and Disadvantages of Teams 36
	Characteristics of Effective Teams 37
	Group Dynamics 37
	Collaborating on Communication Efforts 40
	Guidelines for Collaborative Writing 40
	Technologies for Collaborative Writing 41
	Giving—and Responding to—Constructive Feedback 42
	Making Your Meetings More Productive 43
	Preparing for Meetings 43
	Conducting and Contributing to Efficient Meetings 45
	Putting Meeting Results to Productive Use 45
	Using Meeting Technologies 46
	Improving Your Listening Skills 47
	Recognizing Various Types of Listening 47
	Understanding the Listening Process 48
	Overcoming Barriers to Effective Listening 48
	Improving Your Nonverbal Communication Skills 50
	Recognizing Nonverbal Communication 50
	Using Nonverbal Communication Effectively 51
	Developing Your Business Etiquette 52
	Business Etiquette in the Workplace 52
	Business Etiquette in Social Settings 54
	Business Etiquette Online 54
	Business Etiquette Using Mobile Devices 55
	Quick Learning Guide 56
COMMUNICATION CHALLENGES AT Cemex 58	
	Test Your Knowledge 58
	Apply Your Knowledge 58
	Practice Your Skills 59
	Exercises 59
	Expand Your Skills 60
	ETHICS DETECTIVE Solving the Case of the Missing Team 37
	COMMUNICATING ACROSS CULTURES Whose Skin Is This, Anyway? 53

3 Communication Challenges in a Diverse, Global Marketplace 63

COMMUNICATION CLOSE-UP AT **EY** 63

Understanding the Opportunities and Challenges of Communication in a Diverse World 64

- The Opportunities in a Global Marketplace 64
- The Advantages of a Diverse Workforce 65
- The Challenges of Intercultural Communication 65

Developing Cultural Competency 66

- Understanding the Concept of Culture 66
- Overcoming Ethnocentrism and Stereotyping 67

Recognizing Variations in a Diverse World 68

- Contextual Differences 68
- Legal and Ethical Differences 69
- Social Differences 69
- Nonverbal Differences 70
- Age Differences 70
- Gender Differences 72
- Religious Differences 72
- Ability Differences 72

Adapting to Other Business Cultures 72

- Guidelines for Adapting to any Business Culture 73
- Guidelines for Adapting to U.S. Business Culture 73

Improving Intercultural Communication Skills 74

- Studying Other Cultures 74
- Studying Other Languages 76
- Respecting Preferences for Communication Style 76
- Writing Clearly 76
- Speaking and Listening Carefully 78
- Using Interpreters, Translators, and Translation Software 82
- Helping Others Adapt to Your Culture 82

COMMUNICATION CHALLENGES AT **EY** 83

Quick Learning Guide 84

Test Your Knowledge 85

Apply Your Knowledge 85

Practice Your Skills 85

Exercises 85

Expand Your Skills 86

COMMUNICATING ACROSS CULTURES Us Versus Them: Generational Conflict in the Workplace 71

PART 2

Applying the Three-Step Writing Process 89

4 Planning Business Messages 91

COMMUNICATION CLOSE-UP AT **H&R Block** 91

Understanding the Three-Step Writing Process 92

- Optimizing Your Writing Time 93
- Planning Effectively 93

Analyzing the Situation 93

- Defining Your Purpose 93
- Developing an Audience Profile 94

Gathering Information 96

- Uncovering Audience Needs 96
- Finding Your Focus 97
- Providing Required Information 97

Selecting the Best Combination of Media and Channels 99

- The Most Common Media and Channel Options 99
- Factors to Consider When Choosing Media and Channels 102

Organizing Your Information 103

- Defining Your Main Idea 106
- Limiting Your Scope 106
- Choosing Between Direct and Indirect Approaches 107
- Outlining Your Content 108
- Building Reader Interest with Storytelling Techniques 111

COMMUNICATION CHALLENGES AT **H&R Block** 112

Quick Learning Guide 113

Test Your Knowledge 114

Apply Your Knowledge 114

Practice Your Skills 114

Expand Your Skills 116

ETHICS DETECTIVE Solving the Case of the Missing Safety Warning 98

5 Writing Business Messages 119

COMMUNICATION CLOSE-UP AT **She Takes on the World** 119

Adapting to Your Audience: Being Sensitive to Audience Needs 120

- Using the “You” Attitude 120
- Maintaining Standards of Etiquette 121
- Emphasizing the Positive 122
- Using Bias-Free Language 123

Adapting to Your Audience: Building Strong Relationships 124

- Establishing Your Credibility 124
- Projecting your Company’s Image 125

Adapting to Your Audience: Controlling Your Style and Tone 126

- Creating a Conversational Tone 126
- Using Plain Language 128
- Selecting the Active or Passive Voice 129

Composing Your Message: Choosing Powerful Words 129

- Understanding Denotation and Connotation 130
- Balancing Abstract and Concrete Words 130
- Finding Words that Communicate Well 132

Composing Your Message: Creating Effective Sentences 133

- Choosing from the Four Types of Sentences 133
- Using Sentence Style to Emphasize Key Thoughts 134

Composing Your Message: Crafting Unified, Coherent Paragraphs 136

- Creating the Elements of a Paragraph 136
- Choosing the Best Way to Develop Each Paragraph 138

Writing Messages for Mobile Devices 138

COMMUNICATION CHALLENGES AT **She Takes on the World** 141

Quick Learning Guide 142

Test Your Knowledge 143

Apply Your Knowledge 143

Practice Your Skills 143

Expand Your Skills 145

THE ART OF PROFESSIONALISM Being Dependable and Accountable 126

6 Completing Business Messages 147

COMMUNICATION CLOSE-UP AT **Jefferson Rabb**

Web Design 147

Revising Your Message: Evaluating the First Draft 148

Evaluating Your Content, Organization, Style, and Tone 148

Evaluating, Editing, and Revising the Work of Others 151

Revising to Improve Readability 151

Varying Your Sentence Length 152

Keeping Your Paragraphs Short 152

Using Lists to Clarify and Emphasize 153

Adding Headings and Subheadings 154

Editing for Clarity and Conciseness 155

Editing for Clarity 155

Editing for Conciseness 157

Producing Your Message 157

Designing for Readability 157

Formatting Formal Letters and Memos 161

Designing Messages for Mobile Devices 162

Proofreading Your Message 162

Distributing Your Message 164

COMMUNICATION CHALLENGES AT **Jefferson Rabb**

Web Design 165

Quick Learning Guide 166

Test Your Knowledge 167

Apply Your Knowledge 167

Practice Your Skills 167

Exercises 167

Expand Your Skills 170

THE ART OF PROFESSIONALISM Striving to Excel 153

PART 3 Digital, Social, and Visual Media 171

7 Digital Media 173

COMMUNICATION CLOSE-UP AT **The U.S. Small Business Administration** 173

Digital Media for Business Communication 174

Digital and Social Media Options 174

Compositional Modes for Digital and Social Media 175

Optimizing Content for Mobile Devices 177

Email 178

Planning Email Messages 178

Writing Email Messages 179

Completing Email Messages 181

Instant Messaging and Text Messaging 182

Understanding the Benefits and Risks of IM 182

Adapting the Three-Step Process for Successful IM 183

Website Content 184

Organizing Website Content 184

Drafting Website Content 185

Podcasting 186

Understanding the Business Applications of Podcasting 186

Adapting the Three-Step Process for Successful Podcasting 187

COMMUNICATION CHALLENGES AT **SBA** 188

Quick Learning Guide 189

Test Your Knowledge 190

Apply Your Knowledge 190

Practice Your Skills 190

Expand Your Skills 191

DIGITAL + SOCIAL + MOBILE: TODAY'S COMMUNICATION

ENVIRONMENT Will Emoticons Give Your Career

a Frowny Face? 180

8 Social Media 197

COMMUNICATION CLOSE-UP AT **Starbucks** 197

Writing Strategies for Social Media 198

Social Networks 199

Business Communication Uses of Social Networks 200

Strategies for Business Communication on Social Networks 204

Information and Content Sharing Sites 204

User-Generated Content Sites 205

Content Curation Sites 205

Community Q&A Sites 205

Blogging 206

Understanding the Business Applications of Blogging 207

Adapting the Three-Step Process for Successful Blogging 210

Microblogging 211

Wikis 212

Understanding the Wiki Philosophy 213

Adapting the Three-Step Process for Successful Wiki Writing 213

COMMUNICATION CHALLENGES AT **Starbucks** 213

Quick Learning Guide 214

Test Your Knowledge 215

Apply Your Knowledge 215

Practice Your Skills 215

Expand Your Skills 216

DIGITAL + SOCIAL + MOBILE: TODAY'S COMMUNICATION

ENVIRONMENT Community Manager: One of the Hottest New Jobs in Business 207

DIGITAL + SOCIAL + MOBILE: TODAY'S COMMUNICATION

ENVIRONMENT Help! I'm Drowning in Social Media! 209

9 Visual Media 221

COMMUNICATION CLOSE-UP AT **GoPro** 221

Understanding Visual Communication 222

The Power of Images 222

The Visual Evolution in Business Communication 223

Visual Design Principles 223

The Ethics of Visual Communication 225

Identifying Points to Illustrate 226
Selecting Visuals for Presenting Data 228
 Tables 228
 Line and Surface Charts 231
 Bar Charts, Pictograms, and Gantt Charts 231
 Scatter and Bubble Diagrams 234
 Pie Charts 234
 Data Visualization 235

Selecting Visuals for Presenting Information, Concepts, and Ideas 236
 Flowcharts and Organization Charts 236
 Maps 237
 Drawings, Diagrams, and Photographs 237
 Infographics 238

Producing and Integrating Visuals 238
 Creating Visuals 238
 Integrating Visuals with Text 238
 Verifying the Quality of Your Visuals 241
 Visual Media on Mobile Devices 242

Producing Business Videos 242
 Step 1: Preproduction 242
 Step 2: Production 245
 Step 3: Postproduction 246

COMMUNICATION CHALLENGES AT **GoPro** 246

Quick Learning Guide 247
Test Your Knowledge 249
Apply Your Knowledge 249
Practice Your Skills 249
Expand Your Skills 251

ETHICS DETECTIVE Solving the Case of the Hidden Numbers 227

PART 4
Brief Messages 253

10 Writing Routine and Positive Messages 255

COMMUNICATION CLOSE-UP AT **Get Satisfaction** 255

Strategy for Routine Requests 256
 Stating Your Request Up Front 256
 Explaining and Justifying Your Request 256
 Requesting Specific Action in a Courteous Close 257
Common Examples of Routine Requests 257
 Asking for Information and Action 257
 Asking for Recommendations 257
 Making Claims and Requesting Adjustments 259
Strategy for Routine and Positive Messages 259
 Starting with the Main Idea 262
 Providing Necessary Details and Explanation 262
 Ending with a Courteous Close 263
Common Examples of Routine and Positive Messages 263
 Answering Requests for Information and Action 263
 Granting Claims and Requests for Adjustment 264
 Providing Recommendations and References 266
 Sharing Routine Information 267
 Announcing Good News 267
 Fostering Goodwill 267

COMMUNICATION CHALLENGES AT **Get Satisfaction** 270

Quick Learning Guide 271
Test Your Knowledge 272
Apply Your Knowledge 272
Practice Your Skills 272
Expand Your Skills 274

ETHICS DETECTIVE Solving the Case of the Imaginary Good News 262

11 Writing Negative Messages 279

COMMUNICATION CLOSE-UP AT **Hailo** 279

Using the Three-Step Writing Process for Negative Messages 280
 Step 1: Planning a Negative Message 280
 Step 2: Writing a Negative Message 282
 Step 3: Completing a Negative Message 282
Using the Direct Approach for Negative Messages 283
 Opening with a Clear Statement of the Bad News 283
 Providing Reasons and Additional Information 283
 Closing on a Respectful Note 284
Using the Indirect Approach for Negative Messages 284
 Opening with a Buffer 284
 Providing Reasons and Additional Information 285
 Continuing with a Clear Statement of the Bad News 286
 Closing on a Respectful Note 287

Maintaining High Standards of Ethics and Etiquette 287

Sending Negative Messages on Routine Business Matters 289
 Making Negative Announcements on Routine Business Matters 289
 Rejecting Suggestions and Proposals 289
 Refusing Routine Requests 290
 Handling Bad News About Transactions 290
 Refusing Claims and Requests for Adjustment 292

Sending Negative Organizational News 294
 Communicating Under Normal Circumstances 294
 Responding to Negative Information in a Social Media Environment 296
 Communicating in a Crisis 296

Sending Negative Employment Messages 297
 Refusing Requests for Employee References and Recommendation Letters 297
 Refusing Social Networking Recommendation Requests 298
 Rejecting Job Applications 298
 Giving Negative Performance Reviews 300
 Terminating Employment 300

COMMUNICATION CHALLENGES AT **Hailo** 301

Quick Learning Guide 302
Test Your Knowledge 304
Apply Your Knowledge 304
Practice Your Skills 304
Expand Your Skills 306

ETHICS DETECTIVE Solving the Case of the Deceptive Soft Sell 288

12 Writing Persuasive Messages 313

COMMUNICATION CLOSE-UP AT **Red Ants Pants** 313

Using the Three-Step Writing Process for Persuasive Messages 314

- Step 1: Planning Persuasive Messages 314
- Step 2: Writing Persuasive Messages 317
- Step 3: Completing Persuasive Messages 317

Developing Persuasive Business Messages 318

- Strategies for Persuasive Business Messages 318
- Avoiding Common Mistakes in Persuasive Communication 322
- Common Examples of Persuasive Business Messages 324

Developing Marketing and Sales Messages 326

- Planning Marketing and Sales Messages 326
- Writing Conventional Marketing and Sales Messages 327
- Writing Promotional Messages for Social Media 328
- Creating Promotional Messages for Mobile Devices 329

Maintaining High Standards of Ethics, Legal Compliance, and Etiquette 329

COMMUNICATION CHALLENGES AT **Red Ants Pants** 330

- Quick Learning Guide 331
- Test Your Knowledge 333
- Apply Your Knowledge 333
- Practice Your Skills 333
- Expand Your Skills 335

ETHICS DETECTIVE Solving the Case of the Incredible Credibility 318

PART 5 Reports and Proposals 341

13 Finding, Evaluating, and Processing Information 343

COMMUNICATION CLOSE-UP AT **Tesco** 343

Planning Your Research 344

- Maintaining Ethics and Etiquette in Your Research 344
- Familiarizing Yourself with the Subject 345
- Identifying Information Gaps 345
- Prioritizing Research Needs 346

Conducting Secondary Research 346

- Evaluating Sources 346
- Locating Sources 347
- Documenting Your Sources 351

Conducting Primary Research 352

- Gathering Information with Surveys 353
- Gathering Information with Interviews 353

Processing Data and Information 355

- Quoting, Paraphrasing, and Summarizing 355
- Analyzing Numeric Data 356

Applying Your Findings 357

- Summarizing Your Research 358
- Drawing Conclusions 358
- Making Recommendations 359
- Managing Information 359

COMMUNICATION CHALLENGES AT **Tesco** 359

- Quick Learning Guide 360
- Test Your Knowledge 362
- Apply Your Knowledge 362
- Practice Your Skills 362
- Expand Your Skills 364

DIGITAL + SOCIAL + MOBILE: TODAY'S COMMUNICATION ENVIRONMENT Research on the Go with Mobile Devices 352

14 Planning Reports and Proposals 365

COMMUNICATION CLOSE-UP AT **MyCityWay** 365

Applying the Three-Step Writing Process to Reports and Proposals 366

- Analyzing the Situation 366
- Gathering Information 370
- Selecting the Best Media and Channels 370
- Organizing Your Information 371

Planning Informational Reports 373

- Organizational Strategies for Informational Reports 374
- Creating Successful Business Plans 374

Planning Analytical Reports 375

- Organizational Strategies for Analytical Reports 376
- Effective Analytical Reports: An Example 379

Planning Proposals 382

- Organizational Strategies for Proposals 382
- Effective Proposals: An Example 383

COMMUNICATION CHALLENGES AT **MyCityWay** 385

- Quick Learning Guide 386
- Test Your Knowledge 387
- Apply Your Knowledge 387
- Practice Your Skills 387
- Expand Your Skills 389

ETHICS DETECTIVE Solving the Case of the Overblown Proposal 383

15 Writing and Completing Reports and Proposals 391

COMMUNICATION CLOSE-UP AT **Garage Technology Ventures** 391

Writing Reports and Proposals: Adapting to Your Audience 392

- Being Sensitive to Your Audience's Needs 392
- Building Strong Relationships with Your Audience 394
- Controlling Your Style and Tone 394

Drafting Report Content 394

Drafting Proposal Content 397

Completing Reports and Proposals 399

- Producing Formal Reports and Proposals 400
- Distributing Reports and Proposals 402

Writing Requests for Proposals 403

REPORT WRITER'S NOTEBOOK Analyzing a Formal Report 406

COMMUNICATION CHALLENGES AT **Garage Technology Ventures** 421

- Quick Learning Guide 422
- Test Your Knowledge 423
- Apply Your Knowledge 423
- Practice Your Skills 423
- Expand Your Skills 424

PART 6

Developing and Delivering Business Presentations 431

16 Developing Presentations in a Social Media Environment 433

COMMUNICATION CLOSE-UP AT **Principato-Young Entertainment** 433

Planning a Presentation 434

Analyzing the Situation 435

Selecting the Best Combination of Media and Channels 438

Organizing a Presentation 438

Developing a Presentation 441

Adapting to Your Audience 441

Developing Your Presentation 443

Delivering a Presentation 446

Choosing Your Presentation Method 447

Practicing Your Delivery 447

Preparing to Speak 448

Overcoming Anxiety 448

Handling Questions Responsively 450

Incorporating Technology in Your Presentation 450

Embracing the Backchannel 450

Giving Presentations Online 451

COMMUNICATION CHALLENGES AT **Principato-Young Entertainment** 453

Quick Learning Guide 454

Test Your Knowledge 456

Apply Your Knowledge 456

Practice Your Skills 456

Expand Your Skills 457

COMMUNICATING ACROSS CULTURES Making Sure Your Message Doesn't Get Lost in Translation 436

THE ART OF PROFESSIONALISM Recovering from Disasters 449

17 Enhancing Presentations with Slides and Other Visuals 459

COMMUNICATION CLOSE-UP AT **Presentation Zen** 459

Planning Your Presentation Visuals 460

Selecting the Type of Visuals to Use 460

Verifying Your Design Plans 461

Choosing Structured or Free-Form Slides 462

Advantages and Disadvantages of Structured Slides 462

Advantages and Disadvantages of Free-Form Slides 463

Designing Effective Slides 464

Designing Slides Around a Key Visual 464

Selecting Design Elements 465

Maintaining Design Consistency 468

Creating Effective Slide Content 468

Writing Readable Content 468

Creating Charts and Tables for Slides 469

Adding Animation and Multimedia 470

Integrating Mobile Devices in Presentations 472

Completing Slides and Support Materials 472

Creating Navigation and Support Slides 473

Creating Effective Handouts 473

Quick Learning Guide 477

COMMUNICATION CHALLENGES AT

Presentation Zen 479

Test Your Knowledge 479

Apply Your Knowledge 479

Practice Your Skills 480

Exercises 480

Expand Your Skills 481

THE ART OF PROFESSIONALISM Being a Team Player 472

PART 7

Writing Employment Messages and Interviewing for Jobs 485

18 Building Careers and Writing Résumés 487

COMMUNICATION CLOSE-UP AT **ATK** 487

Finding the Ideal Opportunity in Today's Job Market 488

Writing the Story of You 488

Learning to Think Like an Employer 489

Researching Industries and Companies of Interest 490

Translating Your General Potential into a Specific Solution for Each Employer 492

Taking the Initiative to Find Opportunities 492

Building Your Network 492

Seeking Career Counseling 493

Avoiding Mistakes 493

Planning Your Résumé 493

Analyzing Your Purpose and Audience 494

Gathering Pertinent Information 495

Selecting the Best Media and Channels 495

Organizing Your Résumé Around Your Strengths 495

Addressing Areas of Concern 496

Writing Your Résumé 497

Keeping Your Résumé Honest 497

Adapting Your Résumé to Your Audience 497

Composing Your Résumé 498

Completing Your Résumé 505

Revising Your Résumé 505

Producing Your Résumé 505

Proofreading Your Résumé 509

Distributing Your Résumé 509

Quick Learning Guide 511

COMMUNICATION CHALLENGES AT **ATK** 512

Test Your Knowledge 512

Apply Your Knowledge 513

Practice Your Skills 513

Expand Your Skills 514

DIGITAL + SOCIAL + MOBILE: TODAY'S COMMUNICATION ENVIRONMENT Job Search Strategies:
Maximize Your Mobile 491

19 Applying and Interviewing for Employment 517

COMMUNICATION CLOSE-UP AT **Zappos** 517

Submitting Your Résumé 518

Writing Application Letters 518

Following Up after Submitting a Résumé 523

Understanding the Interviewing Process 524

The Typical Sequence of Interviews 524

Common Types of Interviews 524

Interview Media 525

What Employers Look for in an Interview 526

Preemployment Testing and Background Checks 527

Preparing for a Job Interview 527

Learning about the Organization 527

Thinking Ahead about Questions 528

Boosting Your Confidence 529

Polishing Your Interview Style 531

Presenting a Professional Image 533

Being Ready When You Arrive 533

Interviewing for Success 534

The Warm-Up 534

The Question-and-Answer Stage 534

The Close 536

Interview Notes 536

Following Up After an Interview 537

Follow-Up Message 537

Message of Inquiry 537

Request for a Time Extension 539

Letter of Acceptance 540

Letter Declining a Job Offer 540

Letter of Resignation 540

COMMUNICATION CHALLENGES AT **Zappos** 541

Quick Learning Guide 542

Test Your Knowledge 543

Apply Your Knowledge 543

Practice Your Skills 543

Expand Your Skills 544

COMMUNICATING ACROSS CULTURES Successfully
Interviewing across Borders 532

APPENDIX A

Format and Layout of Business Documents 549

First Impressions 549

Paper 549

Customization 549

Appearance 549

Letters 550

Standard Letter Parts 550

Additional Letter Parts 554

Letter Formats 556

Envelopes 558

Addressing the Envelope 558

Folding to Fit 559

International Mail 561

Memos 561

Reports 562

Margins 562

Headings 562

Page Numbers 563

APPENDIX B

Documentation of Report Sources 565

Chicago Humanities Style 565

In-Text Citation—*Chicago Humanities Style* 565

Bibliography—*Chicago Humanities Style* 566

APA Style 568

In-Text Citation—*APA Style* 568

List of References—*APA Style* 568

MLA Style 568

In-Text Citation—*MLA Style* 568

List of Works Cited—*MLA Style* 569

APPENDIX C

Correction Symbols 571

Content and Style 571

Grammar, Mechanics, and Usage 572

Proofreading Marks 573

Handbook of Grammar, Mechanics, and Usage 575

Diagnostic Test of English Skills 575

Assessment of English Skills 577

Essentials of Grammar, Mechanics, and Usage 577

1.0 Grammar 577

1.1 Nouns 577

1.2 Pronouns 579

1.3 Verbs 581

1.4 Adjectives 584

1.5 Adverbs 585

1.6 Other Parts of Speech 586

1.7 Sentences 587

2.0 Punctuation 590

2.1 Periods 590

2.2 Question Marks 590

2.3 Exclamation Points 591

2.4 Semicolons 591

2.5 Colons 591

2.6 Commas 591

2.7 Dashes 593

2.8 Hyphens 593

2.9 Apostrophes 593

2.10 Quotation Marks 594

2.11 Parentheses and Brackets	594	4.3 Frequently Misspelled Words	600
2.12 Ellipses	594	4.4 Transitional Words and Phrases	601
3.0 Mechanics	595	Brand, Organization, Name, and Website Index	603
3.1 Capitalization	595	Subject Index	607
3.2 Underscores and Italics	596		
3.3 Abbreviations	596		
3.4 Numbers	597		
3.5 Word Division	598		
4.0 Vocabulary	598		
4.1 Frequently Confused Words	598		
4.2 Frequently Misused Words	599		

Real-Time Updates—Learn More

Real-Time Updates—Learn More is a unique feature you will see strategically located throughout the text, connecting you with dozens of carefully selected online media items. These elements—categorized by the icons shown below representing interactive websites, online videos, infographics, PowerPoint presentations, podcasts, PDF files, and articles—complement the text’s coverage by providing contemporary examples and valuable insights from successful professionals.



REAL-TIME UPDATES LEARN MORE BY READING THIS ARTICLE

The benefits of mobile collaboration	42
Turn listening into a competitive advantage	47
Improve your professional “curb appeal”	51
Simple steps to improve social media etiquette	55
Study the seven habits of effective intercultural communicators	80
Building credibility online	125
Take your communication skills from good to great	128
Practical tips for more-effective sentences	135
Improve your document designs by learning the fundamentals of typography	161
Should you email, text, or pick up the phone?	175
Telling compelling stories on social media	177
Etiquette guidelines for instant messaging	182
How social media have changed business communication	198
Ten years later, are business blogs still a good investment?	207
Twitter tips for beginners	211
Simple rules for writing effective thank-you notes	268
Dissecting the apology letter from Target’s CEO	283
Using stories to persuade	321
Fifty tips for being more persuasive	324
The 10 worst mistakes to make in a business plan	394
Two secrets to presenting like a pro	449
Give your audience “soft breaks” to keep them alert and engaged	461
Inspire your presentations with advice from these bloggers	470
Smart strategies to explain gaps in your work history	496
Don’t let these mistakes cost you an interview	509
The ultimate interview preparation checklist	527
Prepare your answers to these tough interview questions	529



REAL-TIME UPDATES LEARN MORE BY LISTENING TO THIS PODCAST

How to keep small battles from escalating into big ones	40
Tips for proofing your papers	164
Expert tips for successful phone interviews	534



REAL-TIME UPDATES LEARN MORE BY WATCHING THIS VIDEO

The mobile business advantage	15
See what Google employees have to say about diversity	73
Understand the basics of perception	223
Positive ways to engage when you pick up negative social commentary	296
Persuasion skills for every business professional	317
Step up your search skills	349
Dealing with the Difficult Four	435
Nancy Duarte’s five rules for presentations	438
How to establish an emotional connection with any audience	442
The quiet person’s guide to becoming a better public speaker	450
Learn to use LinkedIn’s résumé builder	497
Video interviewing on Skype	525
Stay calm by pressing your “panic reset button”	536



REAL-TIME UPDATES LEARN MORE BY READING THIS PDF

Dig deep into audience needs with this planning tool	96
Get detailed advice on using bias-free language	124



REAL-TIME UPDATES LEARN MORE BY VIEWING THIS PRESENTATION

Smart advice for brainstorming sessions	103
Get helpful tips on creating an outline for any project	108



REAL-TIME UPDATES LEARN MORE BY VISITING THIS INTERACTIVE WEBSITE

A business-focused model for identifying cultural differences	69
How are your global travel skills?	75
Grammar questions? Click here for help	130
Use this powerful search tool for easier online searches	349
How much are you worth?	522
Prepare for your next interview with these Pinterest pins	533



REAL-TIME UPDATES LEARN MORE BY READING THIS INFOGRAPHIC

Whatever happened to live conversation?	55
Seven common hand gestures that will stir up trouble in other cultures	70

Grab readers' attention with your blog posts	210
See how expensive poor customer service really is	284
Decide how to respond to online reputation attacks	296
The color of persuasion	328
See how an applicant tracking system handles your résumé	498
Get a quick reminder of the key steps in preparing for an interview	531



REAL-TIME UPDATES

LEARN MORE BY VISITING THIS WEBSITE

Check out the cutting edge of business communication	5
The mobile revolution by the numbers	16
Guidelines for trouble-free blogging	27
Looking for jobs at diversity-minded companies?	65
Expert advice on making technologies usable	139
See the newest designs from some of the brightest minds in typography	161
Effective examples of one-page web design	185
Intrigued by the challenge of designing effective websites?	186
Learn from the best social media bloggers in the business	200
Data visualization and infographics gateway	236
Ideas for using Instagram for business communication	237

Ten tools for creating infographics	238
Great advice for getting started in digital video	244
Asking for recommendations on LinkedIn	257
Get expert tips on writing (or requesting) a letter of recommendation	267
Communication pros discuss the latest events in crisis communication	287
Best practices in mobile marketing	329
Get clear answers to murky copyright questions	345
Try these 100 serious search tools	350
Learn to use Google more effectively	350
Step-by-step advice for developing a successful business plan	374
Crafting your "wow" statement	375
Get practical advice on developing research reports	397
Advice and free templates for more-effective slideuments	464
The latest tools and trends in presentations	468
Converting your résumé to a CV	495
Find the keywords that will light up your résumé	499



REAL-TIME UPDATES

LEARN MORE BY VISITING THIS WIKI

Get the latest news on gamification	24
-------------------------------------	----

Preface

MAJOR CHANGES AND IMPROVEMENTS IN THIS EDITION

Here are the major changes in the Thirteenth Edition of *Business Communication Today*:

- Groundbreaking coverage of mobile business communication; please see the next page for more information
- New text sections:
 - Using All the Job-Search Tools at Your Disposal (Prologue)
 - The Mobile Revolution (Chapter 1)
 - The Rise of Mobile as a Communication Platform
 - How Mobile Technologies Are Changing Business Communication
 - Collaboration via Mobile Devices (Chapter 2)
 - Putting Meeting Results to Productive Use (Chapter 2)
 - Business Etiquette Using Mobile Devices (Chapter 2)
 - Selecting the Best Combination of Media and Channels (Chapter 4)
 - The Unique Challenges of Communication on Mobile Devices (Chapter 4)
 - Writing Messages for Mobile Devices (Chapter 5)
 - Designing Messages for Mobile Devices (Chapter 6)
 - Optimizing Content for Mobile Devices (Chapter 7)
 - Visual Media on Mobile Devices (Chapter 9)
 - Creating Promotional Messages for Mobile Devices (Chapter 12)
 - Organizing a Presentation (Chapter 16)
 - Integrating Mobile Devices in Presentations (Chapter 17)
 - Choosing a Design Strategy for Your Résumé (Chapter 18)
- Coverage of emerging issues that are reshaping business communication, including *digital information fluency* and the *bring your own device (BYOD)* phenomenon
- Coverage of *linear* and *nonlinear presentations*, discussing the relative strengths of slide-based presentations (linear) and Prezi-style presentations (nonlinear)
- Eight new chapter-opening vignettes with accompanying end-of-chapter individual and team challenges, featuring JetBlue, Cemex, She Takes on the World, Starbucks, GoPro, Hailo, and Red Ants Pants
- Revised treatment of media and channels to reflect the continuing evolution of digital formats; we now categorize media choices *oral*, *written*, and *visual*, each of which can be delivered through *digital* and *nondigital channels* to create six basic combinations
- A new highlight box theme, *Digital + Social + Mobile: Today's Communication Environment*, addressing such topics as gamification as way to engage audiences, the new careers available in social media community management, using mobile devices for business research, and using mobile devices in the job search process.
- Fifty new business communication examples and figures—and the illustration portfolio for the Thirteenth Edition includes 30 mobile communication examples and more than two dozen social media examples
- New exercises and activities that focus on mobile communication
- A selection of communication cases that challenge students to craft messages for mobile devices

As Another Disruptive Technology Transforms Business Communication, Bovée and Thill Again Lead the Field with Innovative Coverage

The history of business communication over the past couple of decades has been one of almost constant change. The first major wave was the digital revolution, replacing much of the print communication of the past with email, instant messaging, web content, and other new forms. Then came social media, which fundamentally redefined the relationship between businesses and their stakeholders. And now comes the third wave, and it's proving to be every bit as disruptive—and full of exciting possibilities—as the first two.

Mobile communication, and mobile connectivity in the larger sense, is changing the way business communicators plan, create, and distribute messages. Mobile devices are overtaking PCs as the primary digital communication tool for millions of consumers, employees, and executives, and businesses that don't get mobile-friendly in a hurry will fall behind.

For business communicators, the shift to mobile involves much more than the constraints of small screens and new input technologies. The ability to reach people anywhere at any time can be a huge advantage, but the mobile communication experience can also be a major challenge for senders and receivers alike. It requires new ways of thinking about information, message structures, and writing styles. With the notion of *radical connectivity* (see page 17), for example, many communication experiences are no longer about “batch processing” large, self-contained documents. Instead, communication is taking on the feel of an endless conversation, with recipients picking up smaller bits of information as needed, in real time, from multiple sources.

The fundamental skills of writing, listening, presenting, and so on will always be essential, of course, but those skills must be executed in a contemporary business context. That's why Bovée and Thill texts carefully blend technology awareness and skills with basic communication skills and practices. The new coverage of mobile communication is deeply integrated throughout the Thirteenth Edition, with major new sections in many chapters and important updates in other places, along with a variety of new questions, activities, and cases.

Welcome to the wild new world of mobile business communication!

Why Business Communication Instructors Continue to Choose Bovée and Thill

- **Market-leading innovation.** The unique new coverage of mobile communication in this edition is just one example of how, for more than three decades, Bovée and Thill texts have pioneered coverage of emerging trends and their implications for business communication. Bovée and Thill were the first authors in the field to give in-depth coverage to digital media, then social media, and now mobile communication.
- **Up-to-date coverage that reflects today's business communication practices and employer expectations.** Technology, globalization, and other forces have dramatically changed the practice of business communication in recent years, even to the point of altering how people read and how messages should be constructed. To prepare students for today's workplace, the business communication course needs to address contemporary skills, issues, and concepts.
- **Practical advice informed by deep experience.** Beyond the research and presentation of new ideas and tools, Bovée and Thill are among the most active and widely followed users of social media in the entire field of business communication. They don't just write about new concepts; they have years of hands-on experience with social media, blogging, content curation, search technologies, and other important tools. They are active participants in more than 45 social media sites.
- **Engaging coverage of real companies and contemporary issues in business communication.** Bovée and Thill texts emphasize companies and issues students already



Scopied by Bovee & Thill's Online Magazines for Business Communication

Business Communication Instruction: How Students Can Learn More Through Online Media



From www.youtube.com - June 15, 7:58 PM

Business Communication Instruction: How Students Can Learn More "Learn More" media items (more than 60 in all) integrate Bovee & Thill textbooks with online materials.

know about or are likely to find intriguing. For example, cases in recent editions have addressed location-based social networking (the business communication implications of the FourSquare game app), employer restrictions on social media, and the use of Twitter in the job-search process.

- **Integrated learning.** In sharp contrast to texts that tack on coverage of social media and other new topics, Bovee and Thill continually revise their coverage to fully integrate the skills and issues that are important in today's workplace. This integration is carried through chapter-opening vignettes, chapter content, model documents, end-of-chapter questions, communication cases, and test banks to make sure students practice the skills they'll need, not just read about them in some anecdotal fashion.
- **Added value with unique, free resources for instructors and students.** From the groundbreaking Real-Time Updates to *Business Communication Headline News* to videos specially prepared for instructors, Bovee and Thill adopters can take advantage of an unmatched array of free resources to enhance the classroom experience and keep course content fresh. Please see pages xxvii–xxxi for a complete list.

In-Depth Coverage of Digital, Social, and Mobile Media Topics in the Thirteenth Edition

Business Communication Today offers in-depth coverage of new and emerging media skills and concepts. These tables show where you can find major areas of coverage, figures, and communication cases that expose students to professional use of social media, mobile media, and other new technologies.

Major Coverage of Digital, Social, and Mobile Media

Topic	Page
Backchannel in presentations	450
Blogging and microblogging	206–212
Collaboration technologies	41–42
Community Q&A websites	205–206
Compositional modes for digital media	177–179
Content curation	205
Data visualization	235–236
Digital, social, and mobile media options	99–103
Email	180–184
Infographics	238–239
Instant messaging and text messaging	184–186
Interview media	525–526
Meeting technologies	46–47
Mobile devices in presentations	472
Mobile etiquette	55
Mobile media	15–18, 102
Online and social media résumés	507–508
Online etiquette	54–55
Podcasting	188–190
Social communication model	14–15
Social networking	199–204
User-generated content	205
Web writing	186–188
Wikis	212–213
Writing and designing messages for mobile devices	20–23, 162–163
Writing persuasive messages for mobile media	329
Writing persuasive messages for social media	328–329
Writing strategies for social media	198–199

Figures and Model Documents Highlighting Digital, Social, and Mobile Media (not including email or IM)

Title	Figure	Page
Business Communication: 1.0 Versus 2.0	1.7	15
The Influence of Mobile Technology on Business Communication	1.8	16
Mobile Communication: Opportunities and Challenges	1.10	17
Powerful Tools for Communicating Effectively	Feature	20
Shared Workspaces	2.2	42

(Continued)

Title	Figure	Page
Typical Meeting Minutes	2.4	46
Telepresence	2.5	47
Writing for Multilingual Audiences	3.4	81
Media and Channel Choices: Written + Digital	4.4	101
Business Communicators Innovating with Mobile	Feature	104
Fostering a Positive Relationship with an Audience	5.1	121
Building Credibility	5.2	125
Plain Language at Creative Commons	5.3	128
Topic Sentences	5.5	136
Writing for Mobile Devices	5.6	140
Designing for Readability	6.3	159
Designing for Mobile Devices	6.4	163
Compositional Modes: Writing Teasers	7.1	177
Wearable Technology	7.2	178
One-Page Web Design	7.5	185
Writing for the Web	7.6	186
Business Communicators Innovating with Social Media	Feature	202
Content Curation	8.4	206
Business Applications of Blogging	8.5	209
Infographics	9.14	239
Framing Your Shots: Finding the Right Range	9.17	245
Internal Message Providing Bad News About Company Operations	11.6	295
Appealing to Audience Needs	12.1	315
Persuasive Messages in Social Media	12.6	328
Executive Dashboards	14.3	371
Social Media Résumé	18.6	508
Job Task Simulations	19.3	526
Interview Simulators	19.4	531

**Communication Cases Involving Digital, Social,
or Mobile Media (not including email or IM)**

Case	Media	Page
7.36	Mobile media	193
7.38	Web writing	193
7.39	Web writing, mobile media	193
7.40	Web writing	193
7.41	Podcasting	193
7.42	Podcasting	194
8.22	Social networking	216
8.23	Social networking	217
8.24	Social networking	217
8.25	Blogging	217
8.26	Blogging	217

(Continued)

**Communication Cases Involving Digital, Social,
or Mobile Media (not including email or IM) (Continued)**

Case	Media	Page
8.27	Blogging, mobile media	217
8.28	Blogging	217
8.29	Microblogging	217
8.30	Microblogging	218
8.31	Microblogging	218
8.32	Wiki writing	218
10.30	Blogging	274
10.40	Podcasting	276
10.41	Blogging	276
10.43	Microblogging	276
10.45	Social networking	277
10.46	Web writing	277
10.47	Blogging	277
10.48	Social networking	277
11.35	Microblogging	306
11.39	Microblogging	307
11.40	Blogging	307
11.42	Podcasting	308
11.45	Microblogging	308
11.46	Blogging	309
11.47	Blogging	309
11.48	Blogging	309
11.49	Social networking	309
11.50	Social networking	310
12.37	Microblogging	335
12.38	Blogging	335
12.44	Mobile media	336
12.49	Web writing	338
12.50	Web writing	338
12.51	Podcasting	338
12.53	Web writing	338
12.54	Social networking	338
12.55	Social networking	339
12.56	Microblogging	339
17.28	Social networking	482
18.32	Video	515
19.31	Microblogging	545
19.33	Blogging	545

Extending the Value of Your Textbook with Free Multimedia Content

Business Communication Today's unique Real-Time Updates system automatically provides weekly content updates, including interactive websites, infographics, podcasts, PowerPoint presentations, online videos, PDF files, and articles. You can subscribe to updates chapter by chapter, so you get only the material that applies to your current chapter. Visit <http://real-timeupdates.com/bct13> to subscribe.

1 Read messages from the authors and access over 175 media items available only to instructors. (Students have access to their own messages, assignments, and media items.)

2 Click on any chapter to see the updates and media items for that chapter.

3 Scan headlines and click on any item of interest to read the article or download the media item. Every item is personally selected by the authors to complement the text and support in-class activities.

4 Media items are categorized by type so you can quickly find podcasts, videos, infographics, PowerPoints, and more.

5 Subscribe via RSS to individual chapters to get updates automatically for the chapter you're currently teaching.

For Instructors: Features and Resources to Enhance the Course Experience

TARGET AUDIENCE

With its treatment of business communication in the broadest sense (including digital video and managerial issues such as crisis communication), *Business Communication Today* is ideal for comprehensive business communication and managerial communication courses in any curriculum, in any format—in-class, online, or hybrid.

For courses with a particular emphasis on written communication, you may find the authors' 16-chapter text *Excellence in Business Communication* to be an optimal fit. And for introductory courses that emphasize business English, the 14-chapter *Business Communication Essentials* offers balanced coverage of basic business English, communication strategies, and cutting-edge technologies. Its compact organization is particularly well suited to quarter calendars as well as to longer courses in which an instructor wants to have time available to supplement the text with service projects, business plan development, or other special activities.

Colleges and universities vary in the prerequisites established for the business communication course, but we advise at least one course in English composition. Some coursework in business studies will also give students a better perspective on communication challenges in the workplace. However, we have taken special care not to assume students have any in-depth business experience, so *Business Communication Today* works quite well for those with limited work experience or business coursework.

A TOTAL TEACHING AND LEARNING SOLUTION

Business Communication Today has helped more than 2 million students master essential skills for succeeding in the workplace. This Thirteenth Edition continues that tradition by offering an unmatched set of tools that simplify teaching, promote active learning, and stimulate critical thinking. These components work together at four levels to provide seamless coverage of vital knowledge and skills: previewing, developing, enhancing, and reinforcing.

PREVIEWING

Each chapter provides clear learning objectives that prepare students for the material to come and provide a framework for the chapter content. New in this edition, each learning objective aligns with a major heading in the chapter, and this structure is carried on through to the end-of-chapter and online activities, making it easier for instructors and students to gauge learning progress.

After the learning objectives, a compelling Communication Close-Up vignette featuring a successful professional role model shows students how the material they will encounter in the chapter is put to use in actual business situations.

DEVELOPING

Chapter content develops, explains, and elaborates on concepts with a carefully organized presentation of textual and visual material. The three-step process of planning, writing, and completing is clearly explained and reinforced throughout the course. Some texts introduce a writing process model and then rarely, if ever, discuss it again, giving students few opportunities to practice it and leaving them to wonder just how important the process really is. *Business Communication Today* adapts the three-step process to every category of messages in every medium, from traditional letters and reports to email, blogs, IM, podcasts, wikis, and online videos.

ENHANCING

Contemporary examples show students the specific elements that contribute to—or detract from—successful messages. *Business Communication Today* has an unmatched portfolio

of realistic examples for students to emulate, including 95 model documents and nearly 70 exhibits that feature communication efforts from real companies. In addition, Real-Time Updates “Learn More” connects students with dozens of carefully selected online media elements that provide examples and insights from successful professionals. Finally, unique social media screencasts help students get up to speed on business use of Twitter, Facebook, and LinkedIn.

Business Communication Today also extends students’ awareness beyond the functional aspects of communication, with thorough and well-integrated coverage of business etiquette and ethics—vital issues that some texts raise briefly and then quickly forget. In light of employer concerns about the etiquette shortcomings of today’s new-hires and the continuing struggles with business ethics, we integrate ethics and etiquette throughout the book and give students numerous opportunities to ponder ethical dilemmas and practice communication etiquette.

REINFORCING

Hundreds of realistic exercises and activities help students practice vital skills and put new-found knowledge to immediate use. Unique features include downloadable Word documents, podcasts, PowerPoint presentations for students to analyze, and the innovative Bovée and Thill wiki simulator. Interactive Document Makeovers, pioneered by Bovée and Thill, let students experience firsthand the elements that make a document successful, giving them the insights they need in order to analyze and improve their own business messages. Nearly 150 communication cases, featuring dozens of real companies, encourage students to think about contemporary business issues as they put their skills to use in a variety of media, including blogging, social networking, and podcasting.

At every stage of the learning experience, *Business Communication Today* provides the tools instructors and students need in order to succeed.

Features that Help Students Build Essential Knowledge and Skills	Previewing	Developing	Enhancing	Reinforcing
Learning objectives (beginning of chapter)	●			
Communication Close-up (beginning of chapter)	●			
Concise presentations of fundamentals (within chapter)		●		
Managerial and strategic perspectives on key topics (within chapter)		●		
Three-step writing process discussion and diagrams (within chapter)		●		
Real-life examples (within chapter)			●	
Annotated model documents (within chapter)			●	
Highlight boxes (within chapter)			●	
Handbook of Grammar, Mechanics, and Usage (end of book)			●	
Learn More media resources (online)			●	
MyBCommLab (online)			●	●
Real-Time Updates (online)			●	●
Marginal notes for quick review (within chapter)				●
Checklists (within chapter)				●
Communication Challenges (end of chapter)				●
Quick Learning Guide (end of chapter)				●
Test Your Knowledge questions (end of chapter)				●
Apply Your Knowledge questions (end of chapter)				●
Practice Your Skills activities and exercises (end of chapter)				●
Expand Your Skills web activities (end of chapter/online)				●
Bovée and Thill wiki simulator (online)				●
Cases (following Chapters 7, 8, 9, 10, 11, 12, 15, 17, 18, and 19)				●
Document Makeovers (online)				●

FULL SUPPORT FOR AACSB LEARNING STANDARDS

The American Association of Collegiate Schools of Business (AACSB) is a not-for-profit corporation of educational institutions, corporations, and other organizations devoted to the promotion and improvement of higher education in business administration and accounting. A collegiate institution offering degrees in business administration or accounting may volunteer for AACSB accreditation review. The AACSB makes initial accreditation decisions and conducts periodic reviews to promote continuous quality improvement in management education. Pearson Education is a proud member of the AACSB and is pleased to provide advice to help you apply AACSB Learning Standards.

Curriculum quality is one of the most important criteria for AACSB accreditation. Although no specific courses are required, the AACSB expects a curriculum to include learning experiences in the following areas:

- Written and oral communication
- Ethical understanding and reasoning
- Analytical thinking
- Information technology
- Interpersonal relations and teamwork
- Diverse and multicultural work environments
- Reflective thinking
- Application of knowledge

Throughout *Business Communication Today*, you'll find student exercises and activities that support the achievement of these important goals, and the questions in the accompanying test bank are tagged with the appropriate AACSB category.

UNMATCHED COVERAGE OF ESSENTIAL COMMUNICATION TECHNOLOGIES

The Bovée and Thill series continues to lead the field with unmatched coverage of communication technologies, reflecting the expectations and opportunities in today's workplace:

- Applicant tracking systems
- Assistive technologies
- Automated reputation analysis
- Backchannel
- Blogs
- Cloud computing
- Community Q&A websites
- Computer animation
- Content curation
- Crowdsourcing
- Data visualization
- Digital documents
- Digital whiteboards
- Email
- Emoticons
- Enterprise instant messaging
- E-portfolios
- Extranets
- Gamification
- Geographic information systems
- Graphics software
- Groupware and shared online workspaces
- Infographics
- Information architecture
- Instant messaging
- Intellectual property rights
- Interactivity
- Internet telephony (Skype)
- Interview simulators
- Intranets
- Knowledge management systems
- Lifestreaming
- Linked and embedded documents
- Location-based social networking
- Microblogs
- Mobile business apps
- Multimedia presentations
- Multimedia résumés
- Newsfeeds
- Online brainstorming systems
- Online research techniques
- Online survey tools
- Online video
- Podcasts
- PowerPoint animation
- Really Simple Syndication (RSS)
- Screencasts
- Search and metasearch engines
- Search engine optimization (SEO)
- Security and privacy concerns in electronic media
- Sentiment analysis
- Social bookmarking
- Social commerce
- Social media
- Social media résumés
- Social networking
- Tagging
- Teleconferencing and telepresence
- Text messaging
- Translation software
- User-generated content
- Video interviews
- Video résumés
- Videoconferencing
- Virtual communities
- Virtual meetings
- Virtual whiteboards
- Web content management systems
- Web directories
- Webcasts
- Website accessibility
- Wikis
- Workforce analytics

COURSE PLANNING GUIDE

Although *Business Communication Today* follows a conventional sequence of topics, it is structured so that you can address topics in whatever order best suits your needs. For instance, if you want to begin by reviewing grammar, sentence structure, and other writing fundamentals, you can ask students to read Chapter 5, “Writing Business Messages” and then the “Handbook of Grammar, Mechanics, and Usage.” Conversely, if you want to begin with employment-related communication, you can start with the Prologue, “Building a Career with Your Communication Skills,” followed by Chapters 18 and 19.

The following table suggests a sequence and a schedule for covering the chapters in the textbook, with time allocations based on the total number of class hours available.

Chapter/Section Number and Title	Hours Devoted to Each Chapter/Section		
	30-Hour Course	45-Hour Course	60-Hour Course
Prologue: Building a Career with Your Communication Skills	1	1	1
1 Professional Communication in a Digital, Social, Mobile World	1	1	1
2 Collaboration, Interpersonal Communication, and Business Etiquette	1	1	2
3 Communication Challenges in a Diverse, Global Marketplace	1	2	3
4 Planning Business Messages	2	3	4
5 Writing Business Messages	2	3	4
6 Completing Business Messages	2	3	4
Handbook of Grammar, Mechanics, and Usage	1	2	2
A Format and Layout of Business Documents	1	1	1
7 Digital Media	1	2	3
8 Social Media	1	2	3
9 Visual Media	1	1	2
10 Writing Routine and Positive Messages	2	2	3
11 Writing Negative Messages	2	2	3
12 Writing Persuasive Messages	2	2	3
13 Finding, Evaluating, and Processing Information	1	2	3
14 Planning Reports and Proposals	1	2	3
15 Writing and Completing Reports and Proposals	1	2	3
B Documentation of Report Sources	1	1	2
16 Developing Presentations in a Social Media Environment	1	3	3
17 Enhancing Presentations with Slides and Other Visuals	1	1	1
18 Building Careers and Writing Résumés	2	3	3
19 Applying and Interviewing for Employment	1	3	3

INSTRUCTOR RESOURCES AND SUPPORT OPTIONS

Business Communication Today is backed by an unmatched selection of resources for instructors and students, many of which were pioneered by the authors and remain unique in the field.

Online Communities and Media Resources

Instructors are welcome to take advantage of the many free online resources provided by Bovée and Thill:

- Sponsorship of Teaching Business Communication instructors’ communities (open to all) and Bovée and Thill’s Inner Circle for Business Communication (for adopters only) on LinkedIn and Facebook
- Instructor tips and techniques in Bovée and Thill’s Business Communication Blog and Twitter feed

- The Bovée and Thill channel on YouTube, with videos that offer advice on teaching the new elements of business communication
- The unique Real-Time Updates content-updating service (see page xxiii)
- The popular Business Communication Headline News service
- A variety of videos and PowerPoint presentations on SlideShare
- More than 500 infographics, videos, articles, podcasts, and PowerPoints on Business Communication Pictorial Gallery on Pinterest
- A visual display of trending Bovée and Thill tweets on Twylah

We also invite you to peruse Bovée and Thill's Online Magazines for Business Communication on Scoop.it:

- Business Communication 2.0: Social Media and Electronic Communication
- Teaching a Modern Business Communication Course
- How the Mobile Revolution Is Changing Business Communication
- Teaching Business Communication and Workplace Issues
- Teaching Business Communication and Interpersonal Communication
- Teaching Oral Communication in a Business Communication Course
- Teaching Business Communication and Employment
- Teaching Visual Communication
- Exclusive Teaching Resources for Business Communication Instructors

Links to all these services and resources can be found at <http://blog.businesscommunication-network.com>

Business Communication Headline News

Stay on top of hot topics, important trends, and new technologies with Business Communication Headline News (<http://bchn.businesscommunicationnetwork.com>), the most comprehensive business communication site on the Internet. Every weekday during the school year, we offer fresh lecture content and provide a wide range of research and teaching tools on the website, including a custom web search function that we created expressly for business communication research.

Take advantage of the newsfeeds to get late-breaking news in headlines with concise summaries. You can scan incoming items in a matter of seconds and simply click through to read the full articles that interest you. All articles and accompanying multimedia resources are categorized by topic and chapter for easy retrieval at any time.

This free service for adopters offers numerous ways to enhance lectures and student activities:

- Keep current with the latest information and trends in the field.
- Easily update your lecture notes with fresh material.
- Create visuals for your classroom presentations.
- Supplement your lectures with cutting-edge handouts.
- Gather podcasts, online video, and other new media examples to use in the classroom.
- Enhance your research projects with the newest data.
- Compare best practices from other instructors.
- Improve the quality and effectiveness of your teaching by reading about new teaching tips and techniques.

At the website, you also get free access to these powerful instructional resources:

- **Business Communication Web Search**, featuring a revolutionary approach to searching developed by the authors that lets you quickly access more than 325 search engines. The tool uses a simple and intuitive interface engineered to help business communication instructors find precisely what they want, whether it's PowerPoint files, PDF files, Microsoft Word documents, Excel files, videos, or podcasts.
- **Real-Time Updates** are newsfeeds and content updates tied directly to specific points throughout the text. Each content update is classified by the type of media featured: interactive website, infographic, article, video, podcast, PowerPoint, or PDF. Additional

sections on the site include Instructor Messages and Instructor Media (both password protected), Student Messages, and Student Assignments.

You can subscribe to Business Communication Headline News and get delivery by email, MyYahoo or iGoogle homepage, RSS newsreader, mobile phone, instant messenger, MP3, Twitter, Facebook, and a host of other options.

Bovée and Thill Business Communication Blog

The Bovée and Thill Business Communication Blog (<http://blog.businesscommunication-network.com/>) offers original articles that help instructors focus their teaching to help students learn more efficiently and effectively. Articles discuss a wide variety of topics, including new topics instructors should be teaching their students, resources instructors can use in their classes, solutions to common teaching challenges, and great examples and activities instructors can use in class.

Authors' Email Hotline for Faculty

Integrity, excellence, and responsiveness are our hallmarks. That means providing you with textbooks that are academically sound, creative, timely, and sensitive to instructor and student needs. As an adopter of *Business Communication Today*, you are invited to use our Email Hotline (hotline@businesscommunicationblog.com) if you ever have a question or concern related to the text or its supplements.

Instructor Resources

At the Instructor Resource Center, www.pearsonhighered.com/irc, instructors can easily register to gain access to a variety of instructor resources available with this text in downloadable format. If assistance is needed, our dedicated technical support team is ready to help with the media supplements that accompany this text. Visit <http://247pearsoned.custhelp.com/> for answers to frequently asked questions and toll-free user support phone numbers.

The following supplements are available with this text:

- Instructor's Resource Manual
- Test Bank
- TestGen® Computerized Test Bank (and various conversions)
- PowerPoint Presentation

For Students: How This Course Will Help You

No matter what profession you want to pursue, the ability to communicate will be an essential skill—and a skill that employers expect you to have when you enter the workforce. This course introduces you to the fundamental principles of business communication and gives you the opportunity to develop your communication skills. You'll discover how business communication differs from personal and social communication, and you'll see how today's companies are using blogs, social networks, podcasts, virtual worlds, wikis, and other technologies. You'll learn a simple three-step writing process that works for all types of writing and speaking projects, both in college and on the job. Along the way, you'll gain valuable insights into ethics, etiquette, listening, teamwork, and nonverbal communication. Plus, you'll learn effective strategies for the many types of communication challenges you'll face on the job, from routine messages about transactions to complex reports and websites.

Few courses can offer the three-for-the-price-of-one value you get from a business communication class. Check out these benefits:

- **In your other classes.** The communication skills you learn in this class can help you in every other course you take in college. From simple homework assignments to complicated team projects to class presentations, you'll be able to communicate more effectively with less time and effort.

- **During your job search.** You can reduce the stress of searching for a job and stand out from the competition. Every activity in the job-search process relies on communication. The better you can communicate, the more successful you'll be at landing interesting and rewarding work.
- **On the job.** After you get that great job, the time and energy you have invested in this course will continue to yield benefits year after year. As you tackle each project and every new challenge, influential company leaders—the people who decide how quickly you'll get promoted and how much you'll earn—will be paying close attention to how well you communicate. They will observe your interactions with colleagues, customers, and business partners. They'll take note of how well you can collect data, find the essential ideas buried under mountains of information, and convey those points to other people. They'll observe your ability to adapt to different audiences and circumstances. They'll be watching when you encounter tough situations that require careful attention to ethics and etiquette. The good news: Every insight you gain and every skill you develop in this course will help you shine in your career.

HOW TO SUCCEED IN THIS COURSE

Although this course explores a wide range of message types and appears to cover quite a lot of territory, the underlying structure of the course is actually rather simple. You'll learn a few basic concepts, identify some key skills to use and procedures to follow—and then practice, practice, practice. Whether you're writing a blog posting in response to one of the real-company cases or drafting your own résumé, you'll be practicing the same skills again and again. With feedback and reinforcement from your instructor and your classmates, your confidence will grow and the work will become easier and more enjoyable.

The following sections offer advice on approaching each assignment, using your textbook, and taking advantage of some other helpful resources.

Approaching Each Assignment

In the spirit of practice and improvement, you will have a number of writing (and possibly speaking) assignments throughout this course. These suggestions will help you produce better results with less effort:

- **First, don't panic!** If the thought of writing a report or giving a speech sends a chill up your spine, you're not alone. Everybody feels that way when first learning business communication skills, and even experienced professionals can feel nervous about major projects. Keeping three points in mind will help. First, every project can be broken down into a series of small, manageable tasks. Don't let a big project overwhelm you; it's nothing more than a bunch of smaller tasks. Second, remind yourself that you have the skills you need to accomplish each task. As you move through the course, the assignments are carefully designed to match the skills you've developed up to that point. Third, if you feel panic creeping up on you, take a break and regain your perspective.
- **Focus on one task at a time.** A common mistake writers make is trying to organize and express their ideas while simultaneously worrying about audience reactions, grammar, spelling, formatting, page design, and a dozen other factors. Fight the temptation to do everything at once; otherwise, your frustration will soar and your productivity will plummet. In particular, don't worry about grammar, spelling, and word choices during your first draft. Concentrate on the organization of your ideas first, then the way you express those ideas, and then the presentation and production of your messages. Following the three-step writing process is an ideal way to focus on one task at a time in a logical sequence.
- **Give yourself plenty of time.** As with every other school project, putting things off to the last minute creates unnecessary stress. Writing and speaking projects in particular are much easier if you tackle them in small stages with breaks in between, rather than trying to get everything done in one frantic blast. Moreover, there will be instances when you simply get stuck on a project, and the best thing to do is walk away and give your mind a break. If you allow room for breaks in your schedule, you'll minimize the frustration and spend less time overall on your homework, too.

- **Step back and assess each project before you start.** The writing and speaking projects you'll have in this course cover a wide range of communication scenarios, and it's essential that you adapt your approach to each new challenge. Resist the urge to dive in and start writing without a plan. Ponder the assignment for a while, consider the various approaches you might take, and think carefully about your objectives before you start writing. Nothing is more frustrating than getting stuck halfway through because you're not sure what you're trying to say or you've wandered off track. Spend a little time planning, and you'll spend a lot less time writing.
- **Use the three-step writing process.** Those essential planning tasks are the first step in the three-step writing process, which you'll learn about in Chapter 3 and use throughout the course. This process has been developed and refined by professional writers with decades of experience and thousands of projects ranging from short blog posts to 500-page textbooks. It works, so take advantage of it.
- **Learn from the examples and model documents.** This textbook offers dozens of realistic examples of business messages, many with notes along the sides that explain strong and weak points. Study these and any other examples that your instructor provides. Learn what works and what doesn't, then apply these lessons to your own writing.
- **Learn from experience.** Finally, learn from the feedback you get from your instructor and from other students. Don't take the criticism personally; your instructor and your classmates are commenting about the work, not about you. View every bit of feedback as an opportunity to improve.

Using This Textbook Package

This book and its accompanying online resources introduce you to the key concepts in business communication while helping you develop essential skills. As you read each chapter, start by studying the learning objectives. They will help you identify the most important concepts in the chapter and give you a feel for what you'll be learning. Each learning objective corresponds to one major heading within the chapter, so you can easily find the information it relates to. After the learning objectives, a compelling Communication Close-Up vignette featuring a successful professional role model shows you how the material you will encounter in the chapter is put to use in actual business situations.

At the end of each chapter, the Summary of Learning Objectives gives you the chance to quickly verify your grasp of important concepts. Following that, you'll see two sets of questions that will help you test and apply your knowledge, and two sets of projects that will help you practice and expand your skills. Nine chapters also feature communication cases, which are more-involved projects that require you to plan and complete a variety of messages and documents. All these activities are tagged by learning objective, so if you have any questions about the concepts you need to apply, just revisit that part of the chapter.

Several chapters have activities with downloadable media such as presentations and podcasts; if your instructor assigns these elements, follow the instructions in the text to locate the correct files.

In addition to the 19 chapters of the text itself, here are some special features that will help you succeed in the course and on the job:

- **Prologue: Building a career with your communication skills.** This section (immediately following this Preface) helps you understand today's dynamic workplace, the steps you can take to adapt to the job market, and the importance of creating an employment portfolio and building your personal brand.
- **Handbook.** The Handbook of Grammar, Mechanics, and Usage (see page 575) is a convenient reference of essential business English.
- **Real-time updates.** You can use this unique newsfeed service to make sure you're always kept up to date on important topics. Plus, at strategic points in every chapter, you will be directed to the Real-Time Updates website to get the latest information about specific subjects. To sign up, visit <http://real-timeupdates.com/bct13>.
- **Business communication web search.** With our unique web search approach, you can quickly access more than 325 search engines. This tool uses a simple and intuitive interface engineered to help you find precisely what you want, whether it's PowerPoint files,

PDF files, Microsoft Word documents, Excel files, videos, podcasts, videos, or social bookmarks. Check it out at <http://websearch.businesscommunicationnetwork.com>.

- **CourseSmart eTextbooks online.** CourseSmart is an exciting new choice for students looking to save money. As an alternative to buying the print textbook, you can purchase an electronic version of the same content and receive a significant discount off the suggested list price of the print text. With a CourseSmart eTextbook, you can search the text, make notes online, print out reading assignments that incorporate lecture notes, and bookmark important passages for later review. For more information or to purchase access to the CourseSmart eTextbook, visit www.coursesmart.com.



About the Authors

Courtland L. Bovée and John V. Thill have been leading textbook authors for more than two decades, introducing millions of students to the fields of business and business communication. Their award-winning texts are distinguished by proven pedagogical features, extensive selections of contemporary case studies, hundreds of real-life examples, engaging writing, thorough research, and the unique integration of print and electronic resources. Each new edition reflects the authors' commitment to continuous refinement and improvement, particularly in terms of modeling the latest practices in business and the use of technology.

Professor Bovée has 22 years of teaching experience at Grossmont College in San Diego, where he has received teaching honors and was accorded that institution's C. Allen Paul Distinguished Chair. Mr. Thill is a prominent communications consultant who has worked with organizations ranging from Fortune 500 multinationals to entrepreneurial start-ups. He formerly held positions with Pacific Bell and Texaco.

Courtland Bovée and John Thill were recently awarded proclamations from the Governor of Massachusetts for their lifelong contributions to education and for their commitment to the summer youth baseball program that is sponsored by the Boston Red Sox.



Acknowledgments

The Thirteenth Edition of *Business Communication Today* reflects the professional experience of a large team of contributors and advisors. We express our thanks to the many individuals whose valuable suggestions and constructive comments influenced the success of this book.

REVIEWERS OF PREVIOUS EDITIONS

Thank you to the following professors: Lydia E. Anderson, *Fresno City College*; Victoria Austin, *Las Positas College*; Faridah Awang, *Eastern Kentucky University*; Jeanette Baldrige, *University of Maine at Augusta*; Diana Baran, *Henry Ford Community College*; JoAnne Barbieri, *Atlantic Cape Community College*; Kristina Beckman, *John Jay College*; Judy Bello, *Lander University*; George Bernard, *Seminole State College*; Carol Bibby, *Triton College*; Nancy Bizal, *University of Southern Indiana*; Yvonne Block, *College of Lake County*; Edna Boroski, *Trident Technical College*; Nelvia M. Brady, *Trinity Christian College*; Arlene Broeker, *Lincoln University*; David Brooks, *Indiana University Southeast*; Carol Brown, *South Puget Sound Community College*; Domenic Bruni, *University of Wisconsin*; Jeff Bruns, *Bacone College*; Gertrude L. Burge, *University of Nebraska*; Sharon Burton, *Brookhaven College*; Robert Cabral, *Oxnard College*; Dorothy Campbell, *Brevard Community College*; Linda Carr, *University of West Alabama*; Alvaro Carreras Jr., *Florida International University*; Sharon Carson, *St. Philip's College*; Rick Carter, *Seattle University*; Dacia Charlesworth, *Indiana University–Purdue University Fort Wayne*; Jean Chenu, *Genesee Community College*; Connie Clark, *Lane Community College*; Alvin Clarke, *Iowa State University*; Jerrie Cleaver, *Central Texas College*; Clare Coleman, *Temple University*; Michael P. Collins, *Northern Arizona University*; Jan R. Costello, *Georgia State University*; M. Cotton, *North Central Missouri College*; Pat Cowherd, *Campbellsville University*; Pat Cuchens, *University of Houston–Clear Lake*; Walt Dabek, *Post University*; Cathy Daly, *California State University–Sacramento*;

Linda Davis, *Copiah–Lincoln Community College*; Christine R. Day, *Eastern Michigan University*; Harjit Dosanjh, *North Seattle Community College*; Amy Drees, *Defiance College*; Cynthia Drexel, *Western State College of Colorado*; Lou Dunham, *Spokane Falls Community College*; Donna Everett, *Morehead State University*; Donna Falconer, *Anoka–Ramsey Community College*; Kate Ferguson Marsters, *Gannon University*; Darlynn Fink, *Clarion University of Pennsylvania*; Bobbi Fisher, *University of Nebraska–Omaha*; Laura Fitzwater, *Community College of Philadelphia*; Lynda K. Fuller, *Wilmington University*; Matthew Gainous, *Ogeechee Technical College*; Yolande Gardner, *Lawson State Community College*; Gina Genova, *University of California–Santa Barbara*; Lonny Gilbert, *Central State University*; Camille Girardi-Levy, *Siena College*; Nancy Goehring, *Monterey Peninsula College*; Dawn Goellner, *Bethel College*; Robert Goldberg, *Prince George’s Community College*; Jeffrey Goldberg, *MassBay Community College*; Helen Grattan, *Des Moines Area Community College*; Barbara Grayson, *University of Arkansas at Pine Bluff*; Deborah Griffin, *University of Houston–Clear Lake*; Alice Griswold, *Clarke College*; Bonnie Grossman, *College of Charleston*; Lisa Gueldenzoph, *North Carolina A&T State University*; Wally Guyot, *Fort Hays State University*; Valerie Harrison, *Cuyamaca College*; Tim Hartge, *The University of Michigan–Dearborn*; Richard Heiens, *University of South Carolina–Aiken*; Maureece Heinert, *Sinte Gleska University*; Leighanne Heisel, *University of Missouri–St. Louis*; Gary Helfand, *University of Hawaii–West Oahu*; Cynthia Herrera, *Orlando Culinary Academy*; Kathy Hill, *Sam Houston State University*; Pashia Hogan, *Northeast State Tech Community College*; Cole Holmes, *The University of Utah*; Sarah Holmes, *New England Institute of Technology*; Ruth Hopkins Zajdel, *Ohio University–Chillicothe*; Sheila Hostetler, *Orange Coast College*; Michael Hricik, *Westmoreland County Community College*; Rebecca Hsiao, *East Los Angeles College*; Mary Ann Hurd, *Sauk Valley Community College*; Pat Hurley, *Leeward Community College*; Harold Hurry, *Sam Houston State University*; Marcia James, *University of Wisconsin–Whitewater*; Frank Jaster, *Tulane University*; Jonatan Jelen, *Parsons The New School for Design*; Irene Joannette Gallio, *Western Nevada Community College*; Edgar Dunson Johnson III, *Augusta State University*; Mark Johnson, *Rhodes State College*; Joanne Kapp, *Siena College*; Jeanette A. Karjala, *Winona State University*; Christy L. Kinnion, *Lenior Community College*; Deborah Kitchin, *City College of San Francisco*; Lisa Kirby, *North Carolina Wesleyan College*; Claudia Kirkpatrick, *Carnegie Mellon University*; Betty Kleen, *Nicholls State University*; Fran Kranz, *Oakland University*; Jana Langemach, *University of Nebraska–Lincoln*; Joan Lantry, *Jefferson Community College*; Kim Laux, *Saginaw Valley State University*; Kathryn J. Lee, *University of Cincinnati*; Anita Leffel, *The University of Texas, San Antonio*; Ruth Levy, *Westchester Community College*; Nancy Linger, *Moraine Park Technical College*; Jere Littlejohn, *University of Mississippi*; Dana Loewy, *California State University–Fullerton*; Jennifer Loney, *Portland State University*; Susan Long, *Portland Community College*; Sue Loomis, *Maine Maritime Academy*; Thomas Lowderbaugh, *University of Maryland–College Park*; Jayne Lowery, *Jackson State Community College*; Lloyd Matzner, *University of Houston–Downtown*; Ron McNeel, *New Mexico State University at Alamogordo*; Dr. Bill McPherson, *Indiana University of Pennsylvania*; Phyllis Mercer, *Texas Woman’s University*; Donna Meyerholz, *Trinidad State Junior College*; Annie Laurie I. Meyers, *Northampton Community College*; Catherine “Kay” Michael, *St. Edward’s University*; Kathleen Miller, *University of Delaware*; Gay Mills, *Amarillo College*; Julie Mullis, *Wilkes Community College*; Pamela Mulvey, *Olney Central College*; Jimidene Murphey, *Clarendon College*; Cindy Murphy, *Southeastern Community College*; Dipali Murti-Hali, *California State University–Stanislaus*; Shelley Myatt, *University of Central Oklahoma*; Cora Newcomb, *Technical College of the Lowcountry*; Ron Newman, *Crafton Hills College*; Linda Nitsch, *Chadron State College*; Leah Noonan, *Laramie County Community College*; Mabry O’Donnell, *Marietta College*; Diana Oltman, *Central Washington University*; Ranu Paik, *Santa Monica College*; Lauren Paisley, *Genesee Community College*; Patricia Palermo, *Drew University*; John Parrish, *Tarrant County College*; Diane Paul, *TVI Community College*; John T. Pauli, *University of Alaska–Anchorage*; Michael Pennell, *University of Rhode Island*; Sylvia Beaver Perez, *Nyack College*; Melinda Phillabaum, *Indiana University*; Ralph Phillips, *Geneva College*; Laura Pohopien, *Cal Poly Pomona*; Diane Powell, *Utah Valley State College*; Christine Pye, *California Lutheran University*; Norma Pygon, *Triton College*; Dave Rambow, *Wayland Baptist University*; Richard David Ramsey, *Southeastern Louisiana University*; Charles Riley, *Tarrant*

County College–Northwest Campus; Jim Rucker, *Fort Hays State University*; Dr. Suzan Russell, *Lehman College*; Storm Russo, *Valencia College*; Danielle Scane, *Orange Coast College*; Calvin Scheidt, *Tidewater Community College*; Nancy Schneider, *University of Maine at Augusta*; Brian Sheridan, *Mercyhurst College*; Melinda Shirey, *Fresno City College*; Bob Shirilla, *Colorado State University*; Joyce Simmons, *Florida State University*; Gordon J. Simpson, *SUNY Cobleskill*; Peggy Simpson, *Dominican University*; Eunice Smith, *Bismarck State College*; Jeff Smith, *University of Southern California*; Lorraine M. Smith, *Fresno City College*; Harvey Solganick, *LeTourneau University–Dallas Campus*; Stephen Soucy, *Santa Monica College*; Linda Spargo, *University of Mississippi*; W. Dees Stallings, *Park University*; Sally Stanton, *University of Wisconsin–Milwaukee*; Mark Steinbach, *Austin Community College*; Angelique Stevens, *Monroe Community College*; Steven Stovall, *Wilmington College*; Alden Talbot, *Weber State University*; Michele Taylor, *Ogeechee Technical College*; Wilma Thomason, *Mid-South Community College*; Ed Thompson, *Jefferson Community College*; Ann E. Tippet, *Monroe Community College*; Lori Townsend, *Niagara County Community College*; Lani Uyeno, *Leeward Community College*; Wendy Van Hatten, *Western Iowa Tech Community College*; Jay Wagers, *Richmond Community College*; John Waltman, *Eastern Michigan University*; Jie Wang, *University of Illinois at Chicago*; Chris Ward, *The University of Findlay*; Dorothy Warren, *Middle Tennessee State University*; Glenda Waterman, *Concordia University*; Kellie Welch, *Jefferson Community College*; Bradley S. Wesner, *Nova Southeastern University*; Mathew Williams, *Clover Park Technical College*; Beth Williams, *Stark State College of Technology*; Brian Wilson, *College of Marin*; and Sandra D. Young, *Orangeburg–Calhoun Technical College*.

REVIEWERS OF DOCUMENT MAKEOVERS

We sincerely thank the following reviewers for their assistance with the Document Makeover feature: Lisa Barley, *Eastern Michigan University*; Marcia Bordman, *Gallaudet University*; Jean Bush-Bacelis, *Eastern Michigan University*; Bobbye Davis, *Southern Louisiana University*; Cynthia Drexel, *Western State College of Colorado*; Kenneth Gibbs, *Worcester State College*; Ellen Leathers, *Bradley University*; Diana McKowen, *Indiana University*; Bobbie Nicholson, *Mars Hill College*; Andrew Smith, *Holyoke Community College*; Jay Stubblefield, *North Carolina Wesleyan College*; and Dawn Wallace, *Southeastern Louisiana University*.

PERSONAL ACKNOWLEDGMENTS

We wish to extend a heartfelt thanks to our many friends, acquaintances, and business associates who provided materials or agreed to be interviewed so that we could bring the real world into the classroom.

A very special acknowledgment goes to George Dovel, whose superb writing skills, distinguished background, and wealth of business experience assured this project of clarity and completeness. Also, recognition and thanks to Jackie Estrada for her outstanding skills and excellent attention to details. Her creation of the “Peak Performance Grammar and Mechanics” material is especially noteworthy.

We also feel it is important to acknowledge and thank the Association for Business Communication, an organization whose meetings and publications provide a valuable forum for the exchange of ideas and for professional growth.

In addition, we would like to thank Myles Hassell of the University of New Orleans for his assistance in preparing supplements for this new edition.

We want to extend our warmest appreciation to the devoted professionals at Pearson Higher Education for their commitment to producing high-value, student-focused texts, including Tim Bozik, president; Stephanie Wall, editor-in-chief; Maggie Moylan, vice president of product marketing; Nicole Sam, acquisitions editor; Claudia Fernandes and Denise Vaughn, program managers; Nicole Suddeth, project manager; Judy Leale, senior managing editor of production. We are also grateful to Christian Holdener of S4Carlisle Publishing Services.

Courtland L. Bovée
John V. Thill

Dedication

This book is dedicated to the many thousands of instructors and students who use Bovée and Thill texts to develop career-enhancing skills in business communication. We appreciate the opportunity to play a role in your education, and we wish you the very best with your careers.

Courtland L. Bovée

John V. Thill

This page is intentionally left blank.

Prologue

BUILDING A CAREER WITH YOUR COMMUNICATION SKILLS

Using This Course to Help Launch Your Career

This course will help you develop vital communication skills that you'll use throughout your career—and those skills can help you launch an interesting and rewarding career, too. This brief prologue sets the stage by helping you understand today's dynamic workplace, the steps you can take to adapt to the job market, and the importance of creating an employment portfolio and building your personal brand. Take a few minutes to read it while you think about the career you hope to create for yourself.

UNDERSTANDING THE CHANGING WORLD OF WORK

There is no disguising the fact that you are entering a tough job market, but there are several reasons for at least some hope over the longer term. First, the U.S. economy will recover from the Great Recession, although it's going to take a while before the majority of employers feel confident enough to ramp up hiring significantly. Second, the large demographic bulge of baby boomers is moving into retirement, which should set off a chain reaction of openings from the tops of companies on downward. Third, political and business leaders here and abroad are keenly aware of the problem of unemployment among young adults, both as it affects people looking for work and in the loss of vitality to the economy. For example, programs aimed at helping graduates start companies right out of college, rather than entering the conventional job market, are springing up under government and philanthropic efforts.¹

The ups and downs of the economic cycle are not the only dynamic elements that will affect your career, however. The nature of employment itself is changing, with a growing number of independent workers and loosely structured *virtual organizations* that engage these workers for individual projects or short-term contracts, rather than hiring employees. In fact, one recent study predicted that independent workers will outnumber conventional employees in the United States by 2020.²

This new model of work offers some compelling advantages for workers and companies alike. Companies can lower their fixed costs, adapt more easily to economic fluctuations and competitive moves, and get access to specialized talent for specific project needs.³ Workers can benefit from the freedom to choose the clients and projects that interest them the most, the flexibility to work as much or as little as they want, and (thanks to advances in communication technology) access to compelling work even if they live far from major employment centers such as New York City or California's Silicon Valley.⁴

On the other hand, this new approach also presents some significant challenges for all parties. These flexibilities and freedoms can create more complexity for workers and managers, diminished loyalties on both sides, uncertainty about the future, issues with skill development and training, and problems with accountability and liability.⁵ Many of these challenges involve communication, making solid communication skills more important than ever.

These changes could affect you even if you pursue traditional employment throughout your career. Within organizations, you're likely to work with a combination of "inside" employees and "outside" contractors, which can affect the dynamics of the workplace. And the availability of more independent workers in the talent marketplace gives employers



Are you comfortable working on your own? Independent workers have become an important part of the global workforce.

more options and more leverage, so full-time employees may find themselves competing against freelancers, at least indirectly.

As you navigate this uncertain future, keep two vital points in mind. First, don't wait for your career to just happen: Take charge of your career and stay in charge of it. Explore all your options and have a plan—but be prepared to change course as opportunities and threats appear on the horizon. Second, don't count on employers to take care of you. The era of lifetime employment, in which an employee committed to one company for life with the understanding it would return the loyalty, is long gone. From finding opportunities to developing the skills you need to succeed, it's up to you to manage your career and look out for your own best interests.

How Employers View Today's Job Market

From an employer's perspective, the employment process is always a question of balance. Maintaining a stable workforce can improve practically every aspect of business performance, yet many employers want the flexibility to shrink and expand payrolls as business conditions change. Employers obviously want to attract the best talent, but the best talent is more expensive and more vulnerable to offers from competitors, so there are always financial trade-offs to consider.

Employers also struggle with the ups and downs of the economy. When unemployment is low, the balance of power shifts to employees, and employers have to compete in order to attract and keep top talent. When unemployment is high, the power shifts back to employers, who can afford to be more selective and less accommodating. In other words, pay attention to the economy; at times you can be more aggressive in your demands, but at other times you need to be more accommodating.

Companies view employment as a complex business decision with lots of variables to consider. To make the most of your potential, regardless of the career path you pursue, you need to view employment in the same way.

What Employers Look for in Job Applicants

Given the complex forces in the contemporary workplace and the unrelenting pressure of global competition, what are employers looking for in the candidates they hire? The short answer: a lot. Like all "buyers," companies want to get as much as they can for the money they spend. The closer you can present yourself as the ideal candidate, the better your chances of getting a crack at the most exciting opportunities.



Communication skills will benefit your career, no matter what path or profession you pursue.

Specific expectations vary by profession and position, of course, but virtually all employers look for the following general skills and attributes:⁶

- **Communication skills.** The reason this item is listed first isn't that you're reading a business communication textbook. Communication is listed first because it is far and away the most commonly mentioned skill set when employers are asked about what they look for in employees. Improving your communication skills will help in every aspect of your professional life.
- **Interpersonal and team skills.** You will have many individual responsibilities on the job, but chances are you won't work alone very often. Learn to work with others—and help them succeed as you succeed.
- **Intercultural and international awareness and sensitivity.** Successful employers tend to be responsive to diverse workforces, markets, and communities, and they look for employees with the same outlook.
- **Data collection, analysis, and decision-making skills.** Employers want people who know how to identify information needs, find the necessary data, convert the data into useful knowledge, and make sound decisions.
- **Digital, social, and mobile media skills.** Today's workers need to know how to use common office software and to communicate using a wide range of digital media and systems.
- **Time and resource management.** If you've had to juggle multiple priorities during college, consider that great training for the business world. Your ability to plan projects and manage the time and resources available to you will make a big difference on the job.
- **Flexibility and adaptability.** Stuff happens, as they say. Employees who can roll with the punches and adapt to changing business priorities and circumstances will go further (and be happier) than employees who resist change.
- **Professionalism.** Professionalism is the quality of performing at the highest possible level and conducting oneself with confidence, purpose, and pride. True professionals strive to excel, continue to hone their skills and build their knowledge, are dependable and accountable, demonstrate a sense of business etiquette, make ethical decisions, show loyalty and commitment, don't give up when things get tough, and maintain a positive outlook.

Adapting to Today's Job Market

Adapting to the workplace is a lifelong process of seeking the best fit between what you want to do and what employers (or clients, if you work independently) are willing to pay you to do. It's important to think about what you want to do during the many thousands of hours you will spend working, what you have to offer, and how to make yourself more attractive to employers.

WHAT DO YOU WANT TO DO?

Economic necessities and the vagaries of the marketplace will influence much of what happens in your career, of course, and you may not always have the opportunity to do the kind of work you would really like to do. Even if you can't get the job you want right now, though, start your job search by examining your values and interests. Doing so will give you a better idea of where you want to be eventually, and you can use those insights to learn and grow your way toward that ideal situation. Consider these questions:

- **What would you like to do every day?** Research occupations that interest you. Find out what people really do every day. Ask friends, relatives, alumni from your school, and contacts in your social networks. Read interviews with people in various professions to get a sense of what their careers are like.
- **How would you like to work?** Consider how much independence you want on the job, how much variety you like, and whether you prefer to work with products, machines, people, ideas, figures, or some combination thereof.
- **How do your financial goals fit with your other priorities?** For instance, many high-paying jobs involve a lot of stress, sacrifices of time with family and friends, and frequent travel or relocation. If location, lifestyle, intriguing work, or other factors are more important to you, you may well have to sacrifice some level of pay to achieve them.
- **Have you established some general career goals?** For example, do you want to pursue a career specialty such as finance or manufacturing, or do you want to gain experience in multiple areas with an eye toward upper management?
- **What sort of corporate culture are you most comfortable with?** Would you be happy in a formal hierarchy with clear reporting relationships? Or do you prefer less structure? Teamwork or individualism? Do you like a competitive environment?

You might need some time in the workforce to figure out what you really want to do or to work your way into the job you really want, but it's never too early to start thinking about where you want to be. Filling out the assessment in Table 1 might help you get a clearer picture of the nature of work you would like to pursue in your career.

WHAT DO YOU HAVE TO OFFER?

Knowing what you want to do is one thing. Knowing what a company is willing to pay you to do is another thing entirely. You may already have a good idea of what you can offer employers. If not, some brainstorming can help you identify your skills, interests, and characteristics. Start by jotting down achievements you're proud of and experiences that were satisfying, and think carefully about what specific skills these achievements demanded of you. For example, leadership skills, speaking ability, and artistic talent may have helped you coordinate a successful class project. As you analyze your achievements, you may well begin to recognize a pattern of skills. Which of them might be valuable to potential employers?

Next, look at your educational preparation, work experience, and extracurricular activities. What do your knowledge and experience qualify you to do? What have you learned from volunteer work or class projects that could benefit you on the job? Have you held any offices, won any awards or scholarships, mastered a second language? What skills have you developed in nonbusiness situations that could transfer to a business position?

TABLE 1 Career Self-Assessment

Activity or Situation	Strongly Agree	Agree	Disagree	No Preference
1. I want to work independently.	_____	_____	_____	_____
2. I want variety in my work.	_____	_____	_____	_____
3. I want to work with people.	_____	_____	_____	_____
4. I want to work with technology.	_____	_____	_____	_____
5. I want physical work.	_____	_____	_____	_____
6. I want mental work.	_____	_____	_____	_____
7. I want to work for a large organization.	_____	_____	_____	_____
8. I want to work for a nonprofit organization.	_____	_____	_____	_____
9. I want to work for a small business.	_____	_____	_____	_____
10. I want to work for a service business.	_____	_____	_____	_____
11. I want to start or buy a business someday.	_____	_____	_____	_____
12. I want regular, predictable work hours.	_____	_____	_____	_____
13. I want to work in a city location.	_____	_____	_____	_____
14. I want to work in a small town or suburb.	_____	_____	_____	_____
15. I want to work in another country.	_____	_____	_____	_____
16. I want to work outdoors.	_____	_____	_____	_____
17. I want to work in a structured environment.	_____	_____	_____	_____
18. I want to avoid risk as much as possible.	_____	_____	_____	_____
19. I want to enjoy my work, even if that means making less money.	_____	_____	_____	_____
20. I want to become a high-level corporate manager.	_____	_____	_____	_____

Take stock of your personal characteristics. Are you aggressive, a born leader? Or would you rather follow? Are you outgoing, articulate, great with people? Or do you prefer working alone? Make a list of what you believe are your four or five most important qualities. Ask a relative or friend to rate your traits as well.

If you're having difficulty figuring out your interests, characteristics, or capabilities, consult your college career center. Many campuses administer a variety of tests that can help you identify interests, aptitudes, and personality traits. These tests won't reveal your "perfect" job, but they'll help you focus on the types of work best suited to your personality.

HOW CAN YOU MAKE YOURSELF MORE VALUABLE?

While you're figuring out what you want from a job and what you can offer an employer, you can take positive steps toward building your career. First, look for volunteer projects, temporary jobs, freelance work, or internships that will help expand your experience base and skill set.⁷ You can look for freelance projects on Craigslist and numerous other websites; some of these jobs have only nominal pay, but they do provide an opportunity for you to display your skills. Also consider applying your talents to *crowdsourcing* projects, in which companies and nonprofit organizations invite the public to contribute solutions to various challenges.

These opportunities help you gain valuable experience and relevant contacts, provide you with important references and work samples for your *employment portfolio*, and help you establish your *personal brand* (see the following sections).

Second, learn more about the industry or industries in which you want to work and stay on top of new developments. Join networks of professional colleagues and friends who can help you keep up with trends and events. Many professional societies have student chapters or offer students discounted memberships. Take courses and pursue other educational or life experiences that would be difficult while working full time.

BUILDING AN EMPLOYMENT PORTFOLIO

Employers want proof that you have the skills to succeed on the job, but even if you don't have much relevant work experience, you can use your college classes to assemble that proof. Simply create and maintain an *employment portfolio*, which is a collection of projects that demonstrate your skills and knowledge. You can create a *print portfolio* and an *e-portfolio*; both can help with your career effort. A print portfolio gives you something tangible to bring to interviews, and it lets you collect project results that might not be easy to show online, such as a handsomely bound report. An e-portfolio is a multimedia presentation of your skills and experiences.⁸ Think of it as a website that contains your résumé, work samples, letters of recommendation, relevant videos or podcasts you have recorded, any blog posts or articles you have written, and other information about you and your skills. If you have set up a *lifestream* (a real-time aggregation of your content creation, online interests, and social media interactions) that is professionally focused, consider adding that to your e-portfolio. The portfolio can be burned on a CD or DVD for physical distribution or, more commonly, it can be posted online—whether it's a personal website, your college's site (if student pages are available), a specialized portfolio hosting site such as Behance, or a résumé hosting site such as VisualCV that offers multimedia résumés. To see a selection of student e-portfolios from colleges around the United States, go to <http://real-timeupdates.com/bct13>, click on Student Assignments and locate the link to student e-portfolios.

Throughout this course, pay close attention to the assignments marked “Portfolio Builder” (they start in Chapter 6). These items will make particularly good samples of not only your communication skills but also your ability to understand and solve business-related challenges. By combining these projects with samples from your other courses, you can create a compelling portfolio when you're ready to start interviewing. Your portfolio is also a great resource for writing your résumé because it reminds you of all the great work you've done over the years. Moreover, you can continue to refine and expand your portfolio throughout your career; many professionals use e-portfolios to advertise their services.

As you assemble your portfolio, collect anything that shows your ability to perform, whether it's in school, on the job, or in other venues. However, you *must* check with employers before including any items that you created while you were an employee and check with clients before including any *work products* (anything you wrote, designed, programmed, and so on) they purchased from you. Many business documents contain confidential information that companies don't want distributed to outside audiences.

For each item you add to your portfolio, write a brief description that helps other people understand the meaning and significance of the project. Include such items as these:

- **Background.** Why did you undertake this project? Was it a school project, a work assignment, or something you did on your own initiative?
- **Project objectives.** Explain the project's goals, if relevant.
- **Collaborators.** If you worked with others, be sure to mention that and discuss team dynamics if appropriate. For instance, if you led the team or worked with others long distance as a virtual team, point that out.
- **Constraints.** Sometimes the most impressive thing about a project is the time or budget constraints under which it was created. If such constraints apply to a project, consider mentioning them in a way that doesn't sound like an excuse for poor quality. If you had only one week to create a website, for example, you might say that “One of the intriguing challenges of this project was the deadline; I had only one week to design, compose, test, and publish this material.”
- **Outcomes.** If the project's goals were measurable, what was the result? For example, if you wrote a letter soliciting donations for a charitable cause, how much money did you raise?
- **Learning experience.** If appropriate, describe what you learned during the course of the project.

Keep in mind that the portfolio itself is a communication project, so be sure to apply everything you'll learn in this course about effective communication and good design. Assume that potential employers will find your e-portfolio site (even if you don't tell them about it), so don't include anything that could come back to haunt you. Also, if you have anything embarrassing on Facebook, Twitter, or any other social networking site, remove it immediately.

To get started, first check with the career center at your college; many schools offer e-portfolio systems for their students. (Some schools now require e-portfolios, so you may already be building one.) You can also find plenty of advice online; search for “e-portfolio,” “student portfolio,” or “professional portfolio.”

BUILDING YOUR PERSONAL BRAND

Products and companies have brands that represent collections of certain attributes, such as the safety emphasis of Volvo cars, the performance emphasis of BMW, or the luxury emphasis of Cadillac. Similarly, when people who know you think about you, they have a particular set of qualities in mind based on your professionalism, your priorities, and the various skills and attributes you have developed over the years. Perhaps without even being conscious of it, you have created a **personal brand** for yourself.

As you plan the next stage of your career, start managing your personal brand deliberately. Branding specialist Mohammed Al-Taei defines personal branding succinctly as “a way of clarifying and communicating what makes you different and special.”⁹

You will have multiple opportunities to plan and refine your personal brand during this course. For example, Chapter 8 offers tips on business applications of social media, which are key to personal branding, and Chapters 18 and 19 guide you through the process of creating a résumé, building your network, and presenting yourself in interviews. To get you started, here are the basics of a successful personal branding strategy:¹⁰

- **Figure out the “story of you.”** Simply put, where have you been in life, and where are you going? Every good story has dramatic tension that pulls readers in and makes them wonder what will happen next. Where is your story going next? Chapter 13 offers more on this personal brand-building approach.
- **Clarify your professional theme.** Volvos, BMWs, and Cadillacs can all get you from Point A to Point B in safety, comfort, and style—but each brand emphasizes some attributes more than others to create a specific image in the minds of potential buyers. Similarly, you want to be seen as something more than just an accountant, a supervisor, a salesperson. What will your theme be? Brilliant strategist? Hard-nosed, get-it-done tactician? Technical guru? Problem solver? Creative genius? Inspirational leader?
- **Reach out and connect.** Major corporations spread the word about their brands with multimillion-dollar advertising campaigns. You can promote your brand for free or close to it. The secret is networking, which you'll learn more about in Chapter 13. You build your brand by connecting with like-minded people, sharing information, demonstrating skills and knowledge, and helping others succeed.
- **Deliver on your brand's promise—every time, all the time.** When you promote a brand, you make a promise—a promise that whoever buys that brand will get the benefits you are promoting. All of this planning and communication is of no value if you fail to deliver on the promises your branding efforts make. Conversely, when you deliver quality results time after time, your talents and professionalism will speak for you.

USING ALL THE JOB-SEARCH TOOLS AT YOUR DISPOSAL

As a final note, be sure to use all the job search tools and resources available to you. For example, many companies now offer mobile apps that give you a feel for what it's like to work there and let you search for job openings. A variety of apps and websites can help you find jobs, practice interviewing, and build your professional network.

We wish you great success in this course and in your career!

Endnotes

1. Peter Coy, “The Youth Unemployment Bomb,” *Bloomberg Businessweek*, 2 February 2011, www.businessweek.com.
2. Ryan Kim, “By 2020, Independent Workers Will Be the Majority,” GigaOm, 8 December 2011, <http://gigaom.com>.
3. Darren Dahl, “Want a Job? Let the Bidding Begin,” *Inc.*, March 2011, 93–96; Thomas W. Malone, Robert J. Laubacher, and Tammy Johns, “The Age of Hyperspecialization,” *Harvard Business Review*, July–August 2011, 56–65; Jennifer Wang, “The Solution to the Innovator’s Dilemma,” *Entrepreneur*, August 2011, 24–32.
4. “LiveOps and Vision Perry Create New Work Opportunities for Rural Tennessee,” LiveOps press release, 18 July 2011, www.liveops.com; Malone et al., “The Age of Hyperspecialization.”
5. Adapted from Dahl, “Want a Job? Let the Bidding Begin”; Malone et al., “The Age of Hyperspecialization”; Wang, “The Solution to the Innovator’s Dilemma”; Marjorie Derven, “Managing the Matrix in the New Normal,” *T+D*, July 2010, 42–47.
6. Courtland L. Bovè and John V. Thill, *Business in Action*, 5th ed. (Upper Saddle River, N.J.: Pearson Prentice Hall, 2010), 18–21; Randall S. Hansen and Katharine Hansen, “What Do Employers Really Want? Top Skills and Values Employers Seek from Job-Seekers,” QuintCareers.com, accessed 17 August 2010, www.quintcareers.com.
7. Nancy M. Somerick, “Managing a Communication Internship Program,” *Bulletin of the Association for Business Communication* 56, no. 3 (1993): 10–20.
8. Jeffrey R. Young, “‘E-Portfolios’ Could Give Students a New Sense of Their Accomplishments,” *The Chronicle of Higher Education*, 8 March 2002, A31.
9. Mohammed Al-Tae, “Personal Branding,” Al-Tae blog, accessed 17 August 2010, <http://altaeblog.com>.
10. Pete Kistler, “Seth Godin’s 7-Point Guide to Bootstrap Your Personal Brand,” Personal Branding blog, 28 July 2010, www.personalbrandingblog.com; Kyle Lacy, “10 Ways to Building Your Personal Brand Story,” Personal Branding blog, 5 August 2010, www.personalbrandingblog.com; Al-Tae, “Personal Branding”; Scot Herrick, “30 Career Management Tips—Marketing AND Delivery Support Our Personal Brand,” Cube Rules blog, 8 September 2007, <http://cuberules.com>; Alina Tugend, “Putting Yourself Out There on a Shelf to Buy,” *New York Times*, 27 March 2009, www.nytimes.com.

Understanding the Foundations of Business Communication

- CHAPTER **1** Professional Communication in a Digital, Social, Mobile World
- CHAPTER **2** Collaboration, Interpersonal Communication, and Business Etiquette
- CHAPTER **3** Communication Challenges in a Diverse, Global Marketplace

No other skill can help your career in as many ways as communication. Discover what business communication is all about, why communication skills are essential to your career, how social and mobile technologies are revolutionizing business communication, and how to adapt your communication experiences in life and college to the business world. Improve your skills in such vital areas as team interaction, etiquette, listening, and nonverbal communication. Explore the advantages and the challenges of a diverse workforce, and develop the skills that every communicator needs to succeed in today's global, multicultural business environment.

